

COMSOL Multiphysics® Implementation of a Genetic Algorithm Routine for Metasurface Optimization



B. Adomanis¹, D. Bruce Burckel² and M. Marciniak¹

1. Air Force Institute of Technology, Department of Engineering Physics, Wright-Patterson Air Force Base, OH, USA

2. Sandia National Laboratories, Albuquerque, NM, USA

Contact Information: bryan.adomanis@us.af.mil; michael.marciniak@afit.edu

Background

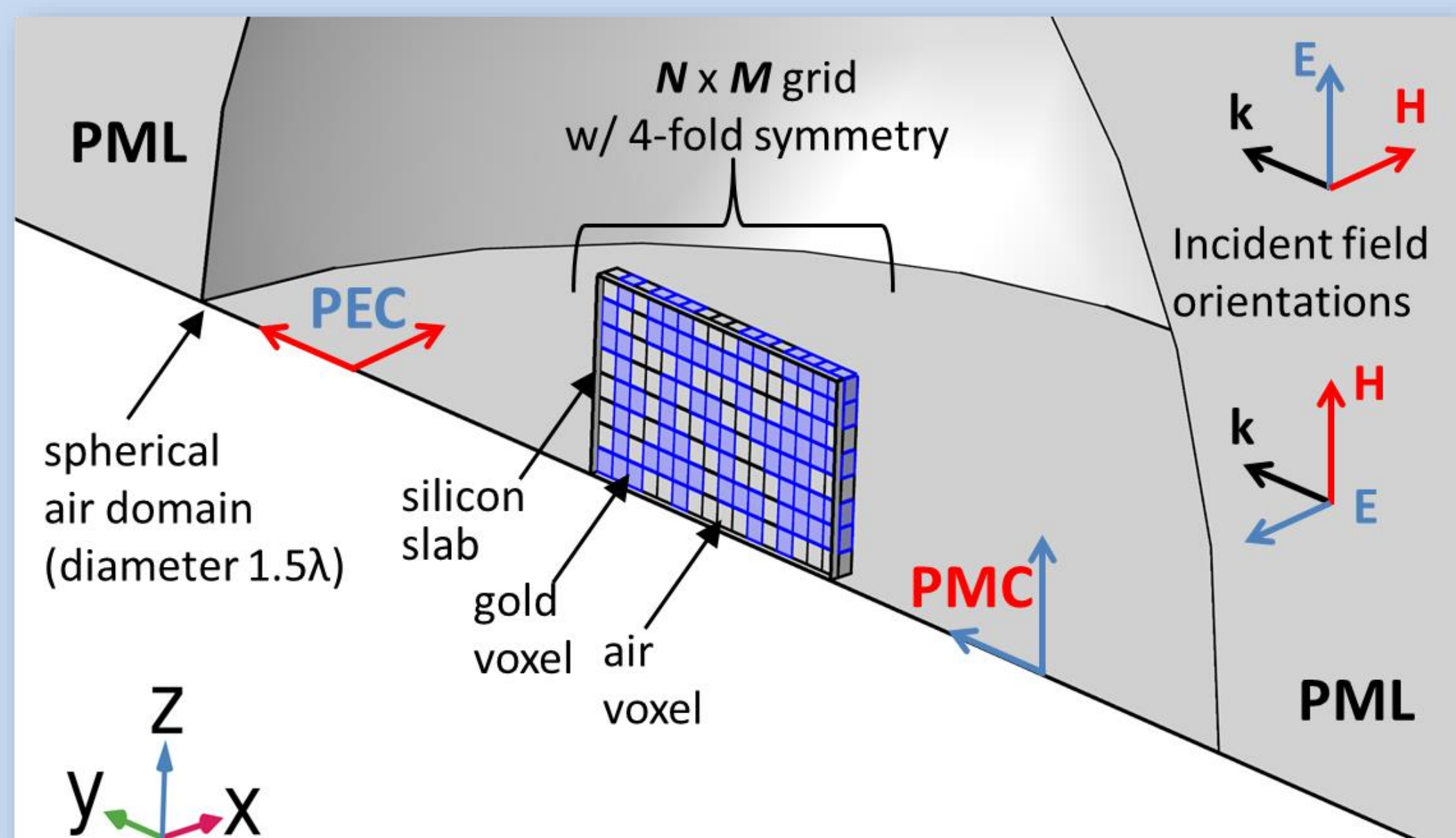
- ❖ Planar 2-D plasmonic metasurfaces are **limited in both phase control and intensity** that make it poor for optical application
- ❖ Subwavelength 3-D structures can support out-of-plane scatters for **improved phase control without polarization conversion**
- ❖ Genetic algorithms provide a means to **optimize** these scatters for a target phase and amplitude—necessary for efficient lens design

Goals

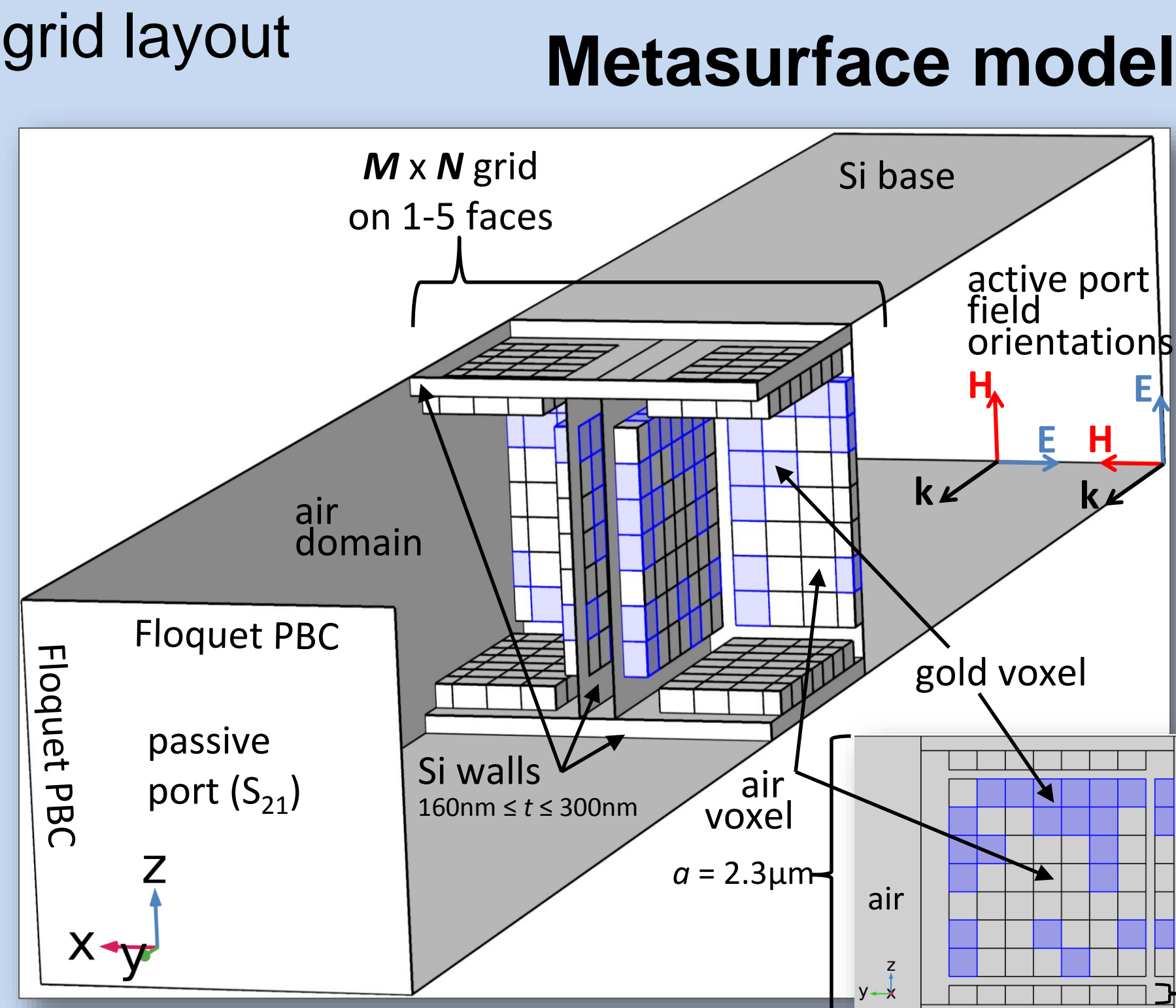
- ❖ Use COMSOL Multiphysics® with LiveLink for MATLAB™ to **develop genetic algorithm (GA) routine**
- ❖ **Validate GA routine** using a simple model of an $M \times N$ grid of gold and air voxels to create a superior forward scatterer (Huygens source)
- ❖ Apply validated GA code to **optimize** a grid design at a desired phase point and maximum transmission for construction of metasurface lens

Modeling Approach

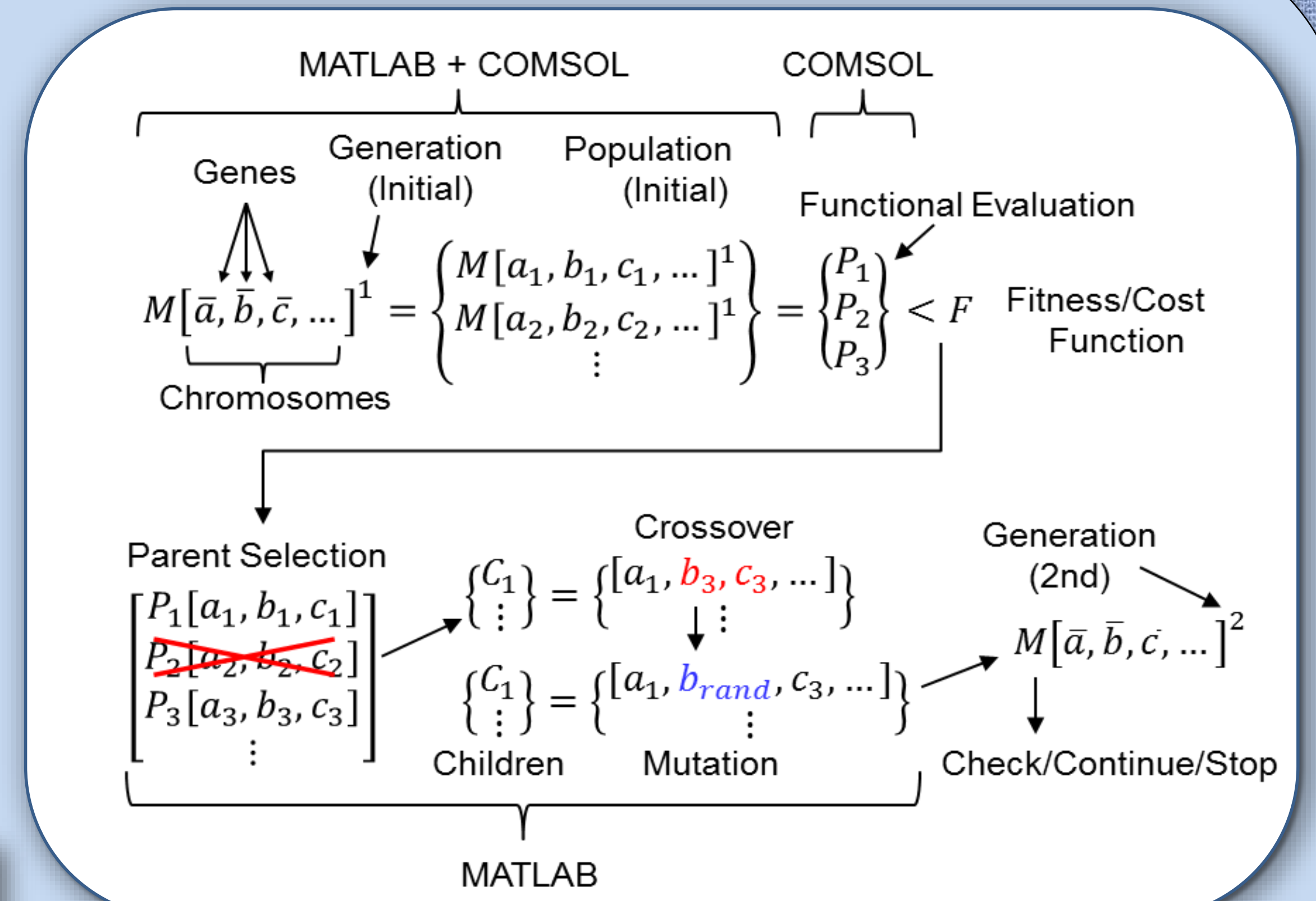
- Use COMSOL application programming language (API) to build and solve GA population.
- Randomly populate $M \times N$ grid of voxels with binary “1” for gold and “0” for air.
- GA code iterates with COMSOL to determine optimal grid layout



Simple model for GA validation



Metasurface model



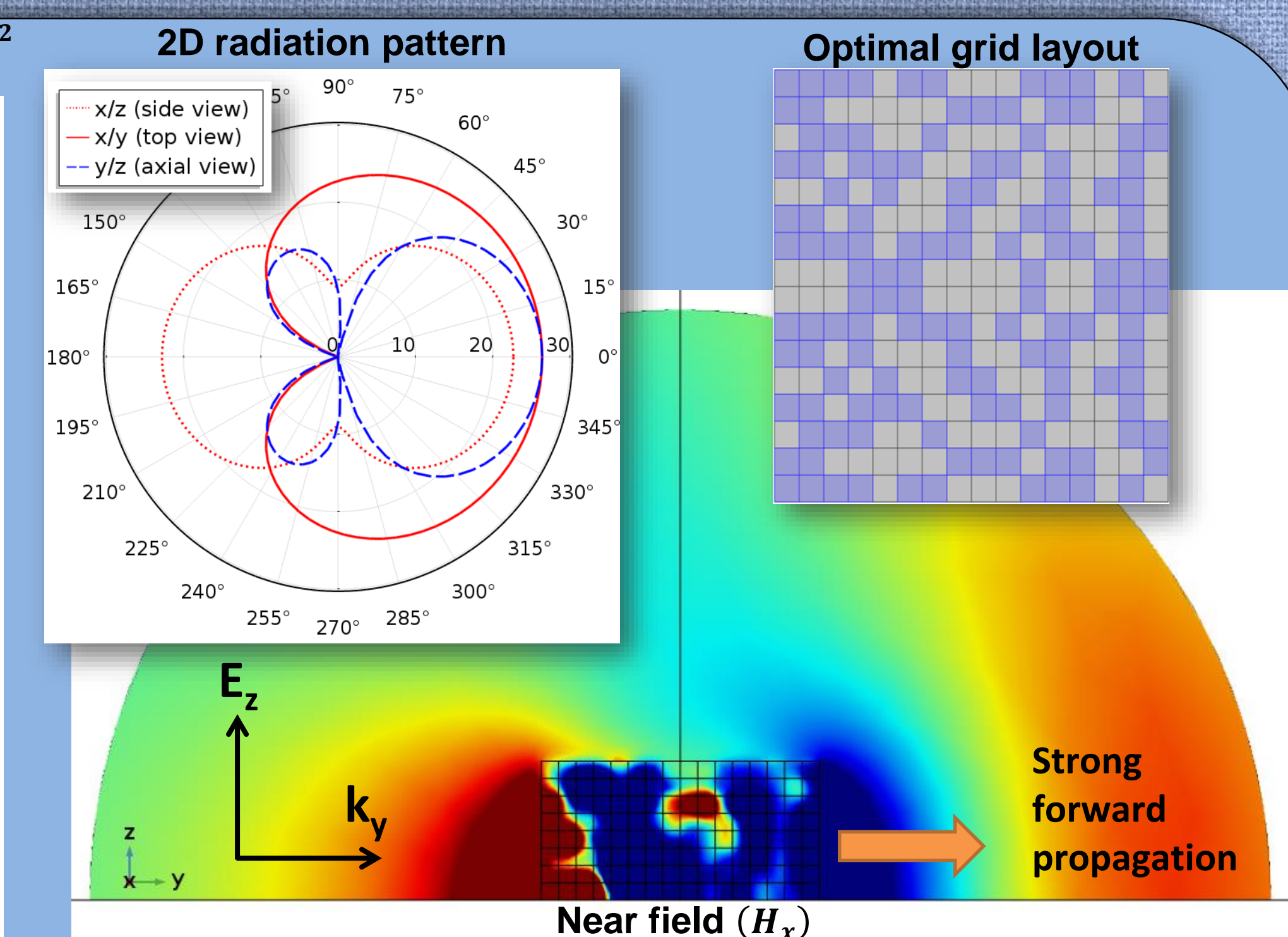
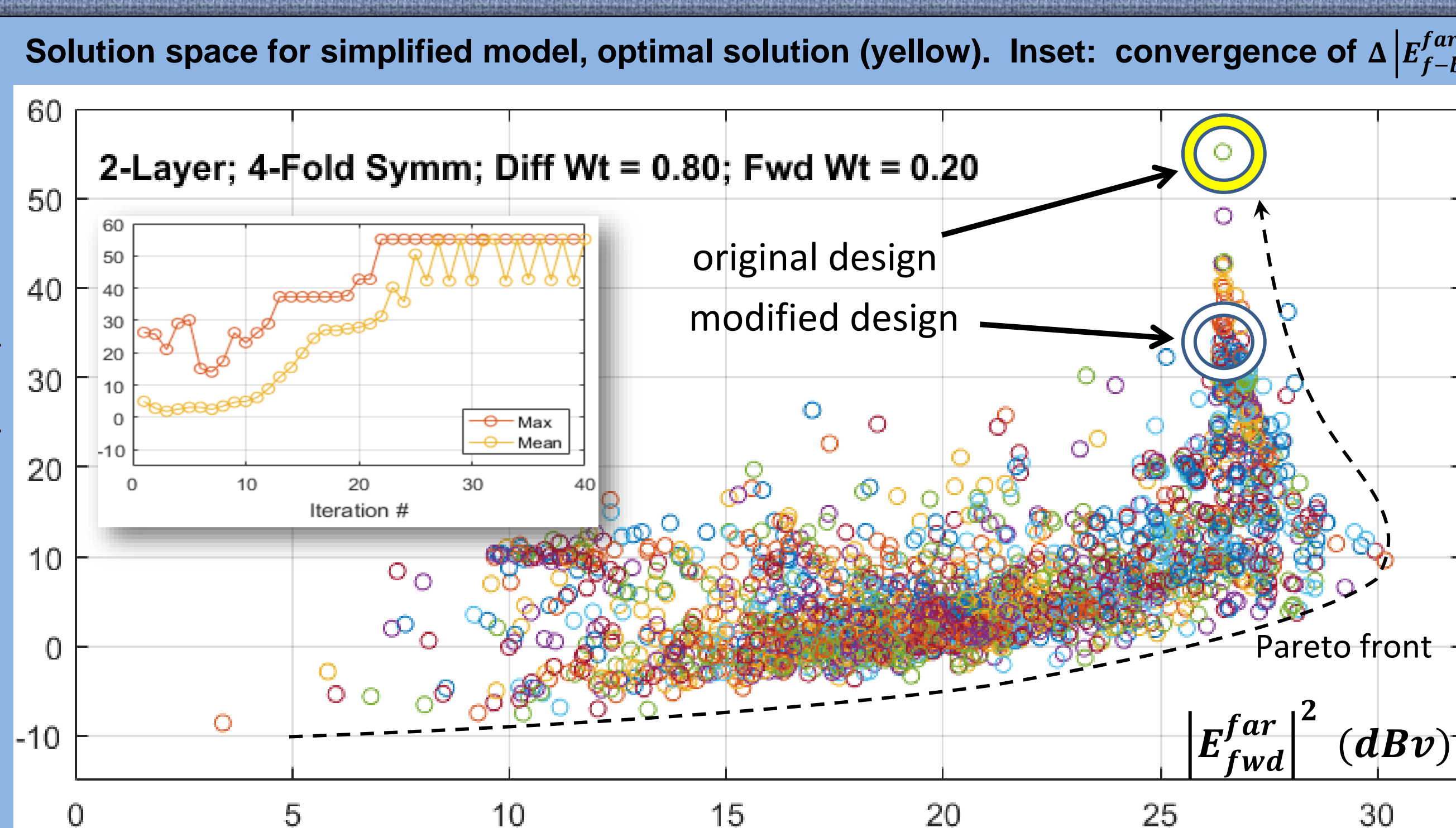
COMSOL w/ LiveLink for MATLAB GA Process

Validation of COMSOL GA Routine

- Solving for maximum forward scattered far-field ($|E^f|^2$) and maximum difference between forward/backward scatter $\Delta|E|^2$
- Dual-objective fitness/cost function:

$$F(w_\Delta, w_f) = w_\Delta \frac{\Delta|E|^2 - \min(\Delta|E|^2)}{\max(\Delta|E|^2) - \min(\Delta|E|^2)} + w_f \frac{|E^f|^2 - \min(|E^f|^2)}{\max(|E^f|^2) - \min(|E^f|^2)}$$

- “Best” solution: +26 dBv forward, -28 dBv back
- Convergence after 22 iterations

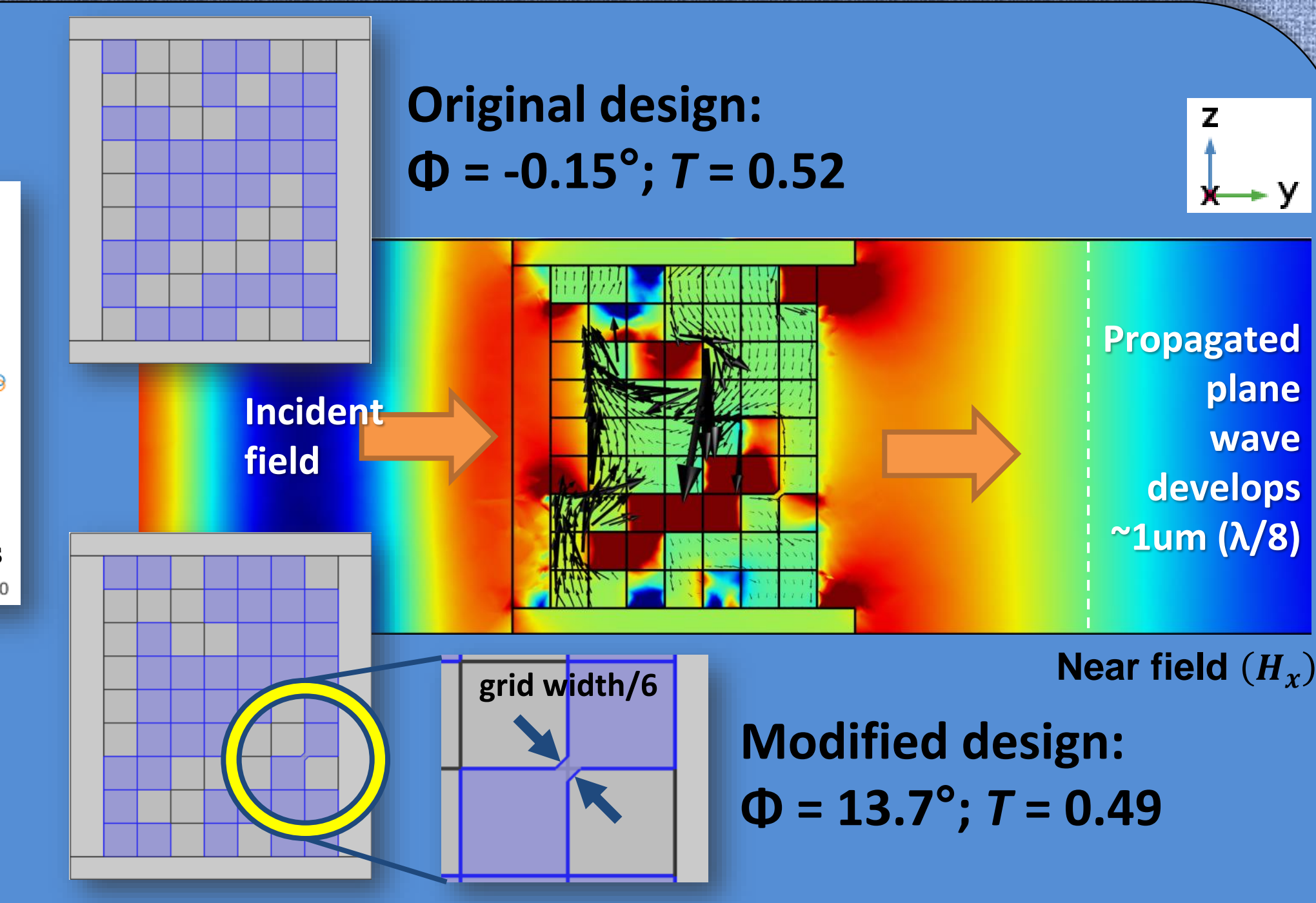
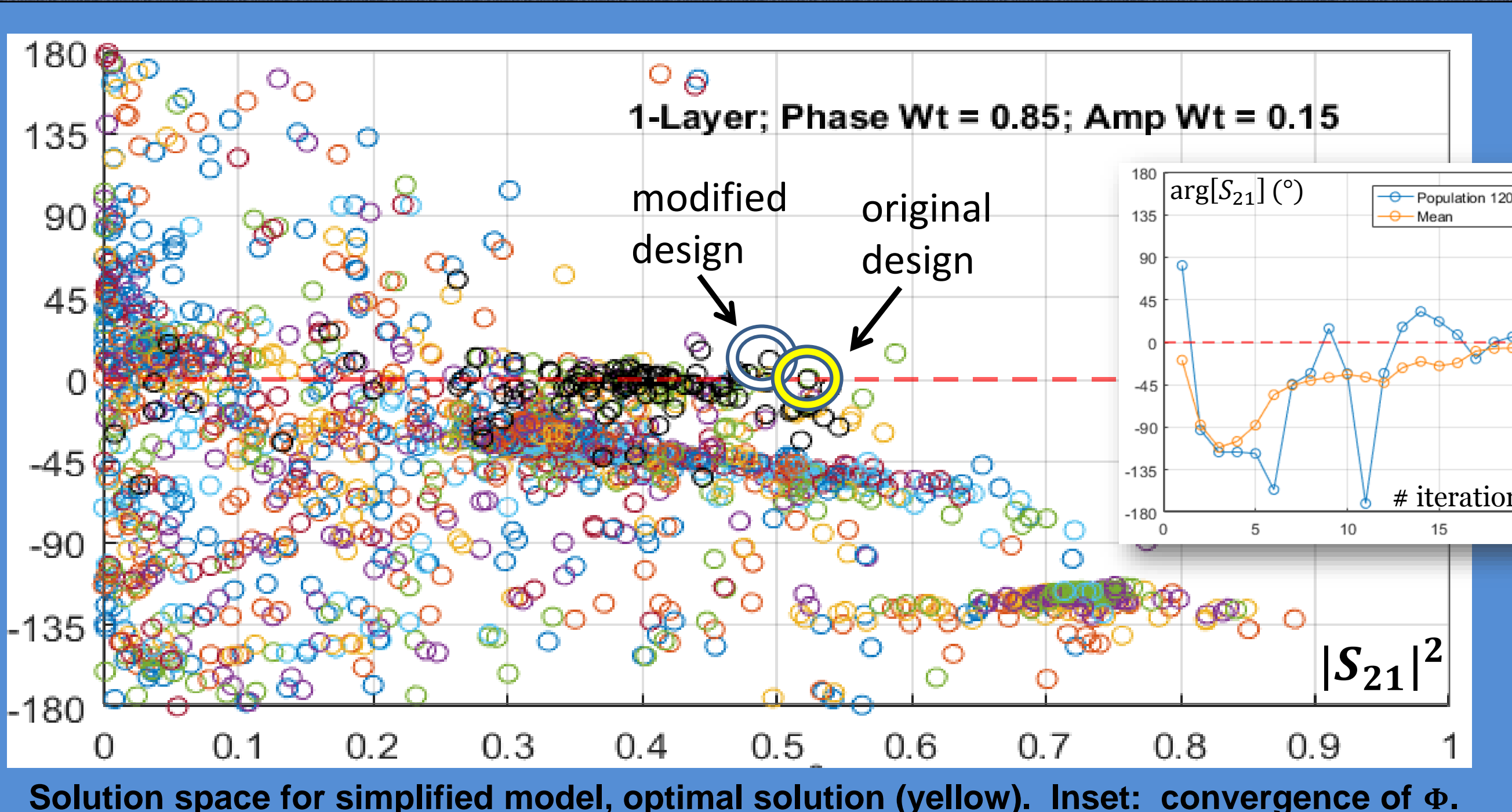


GA Optimization of Metasurface

- Now solving for maximum transmission ($|S_{21}|^2$) at target phase point
- Dual-objective fitness/cost function:

$$F(w_\Phi, w_f) = w_\Phi \frac{\sigma_\Phi^2}{|\Phi - \Phi_0|^2 + \sigma_\Phi^2} + w_f \frac{\sigma_f^2}{||S_{21}|^2 - T_0| + \sigma_f^2}$$

- Targeted phase: $\Phi = 0^\circ$
- “Best” solution: $\Phi = -0.15^\circ, T = 0.52$
- “Best” couldn’t be fabricated, due to closed loops
- Modified solution: $\Phi = 13.7^\circ, T = 0.49$



Computational Information

- 2 Xeon CPUs/28-cores/256GB RAM
- 5GB saved model/35K mesh/250K DoF
- API + LiveLink for MATLAB + Wave Optics module + Wavelength Domain (ewfd)
 - Solution time/per model: ~30sec
 - # of Populations: $2xM \times N$ (typically 120)
 - # of Iterations: typically < 20

Conclusions/Future Work

- ❖ With COMSOL Multiphysics as the underlying computational mechanism and a process link via LiveLink for MATLAB, a robust GA routine was successfully validated against a simple unit cell model, and then used to produce optimized solution spaces for design of a metasurface lens.
- ❖ Individual phase points were targeted accurately—such phase control at high efficiencies (40-50%) is unprecedented for single-layer plasmonic interfaces
- ❖ Next: fabricate/measure phase differences to validate models, and build a lens!

References

- [1] N. Yu and F. Capasso, "Flat optics with designer metasurfaces," *Nat Mater*, **13**, 139 (2014)
- [2] R. Haupt and D. Werner, *Genetic Algorithms for Electromagnetics*, New York: JWS (2007).
- [3] B. Adomanis, "Design of Infrared Metasurfaces for Low-Profile Optics Using COMSOL Multiphysics," COMSOL Conference Technical Papers (2016).