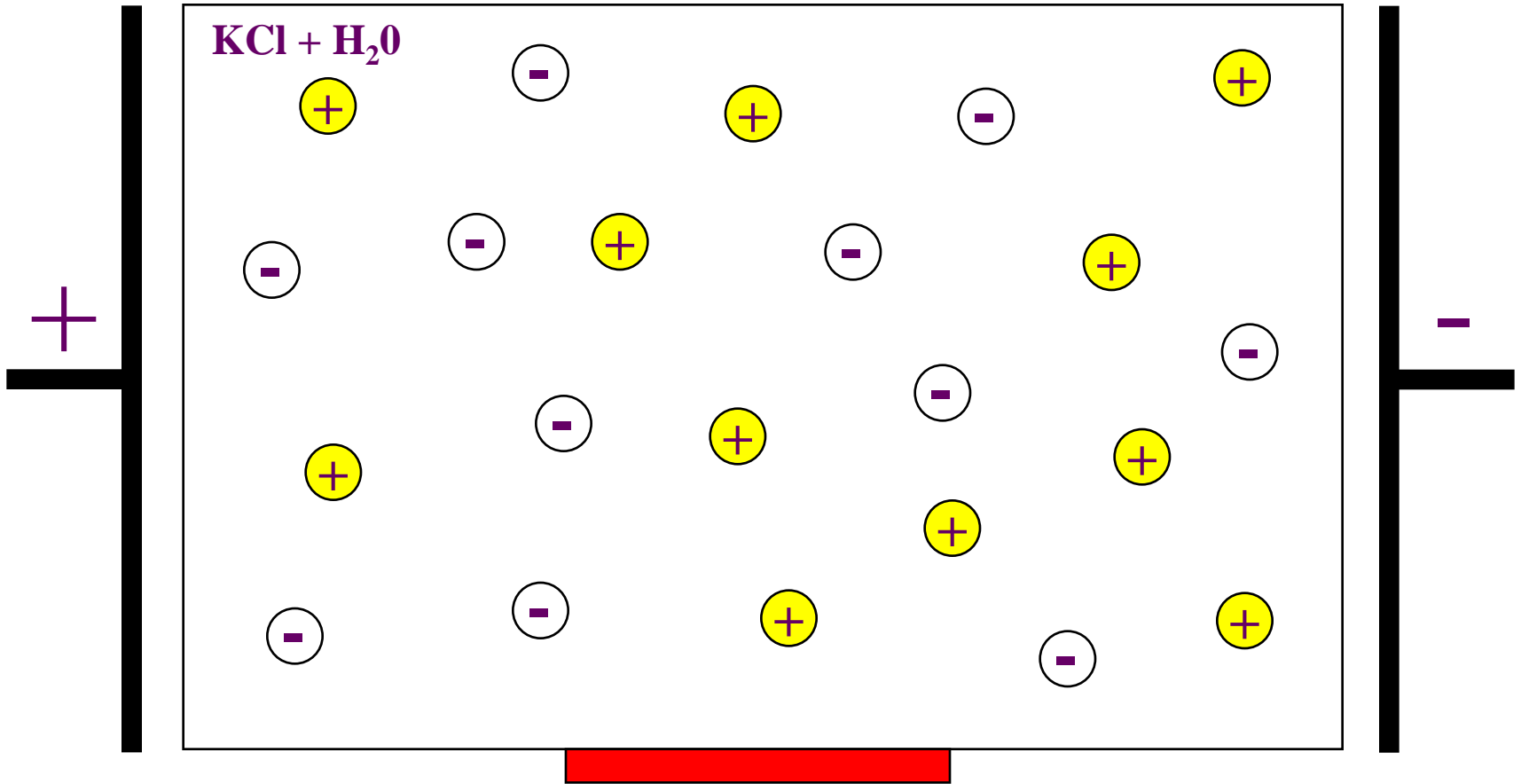


Highly Nonlinear Electrokinetic Simulations Using a Weak Form

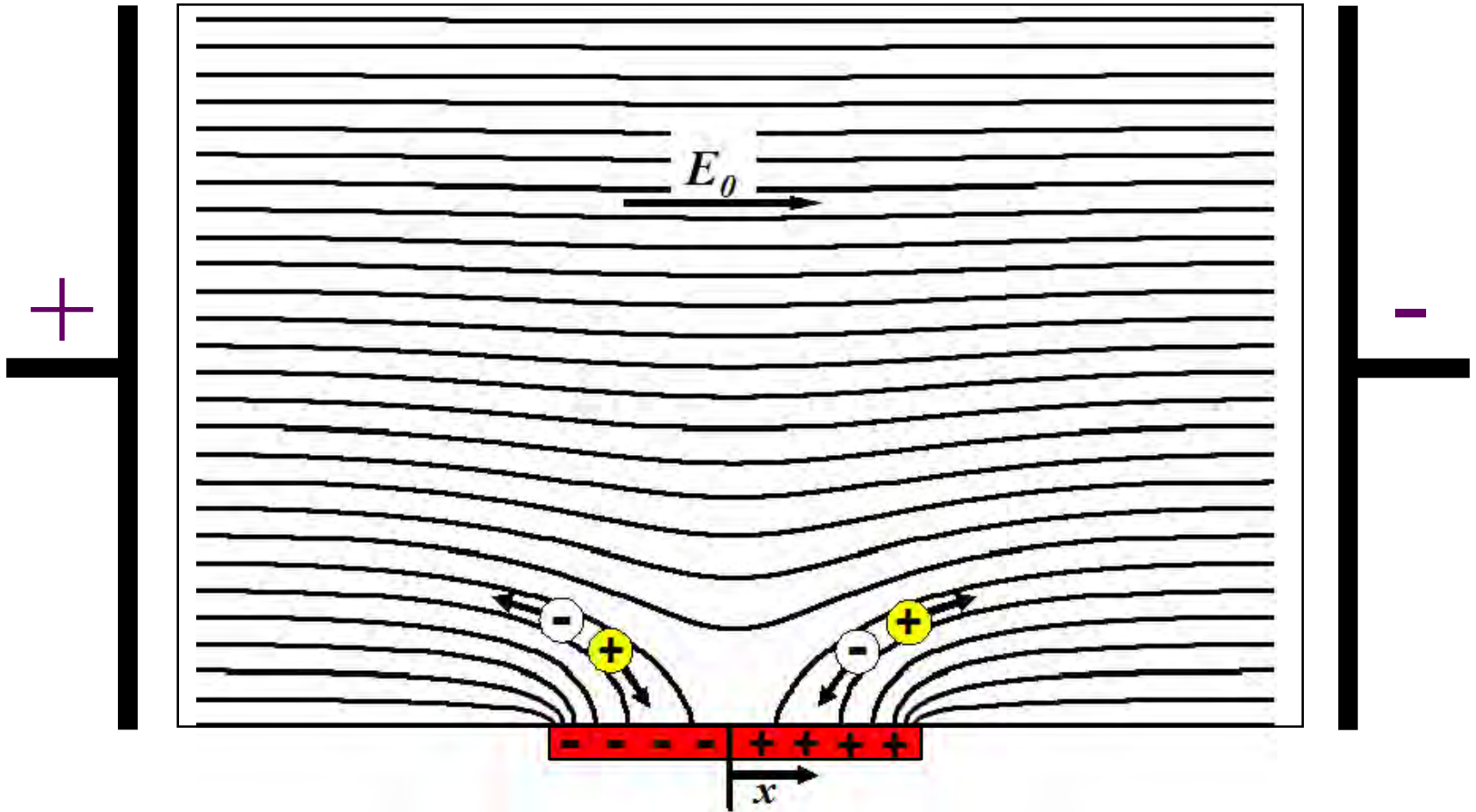
Gaurav Soni, Todd Squires, Carl Meinhart
University Of California Santa Barbara,
USA



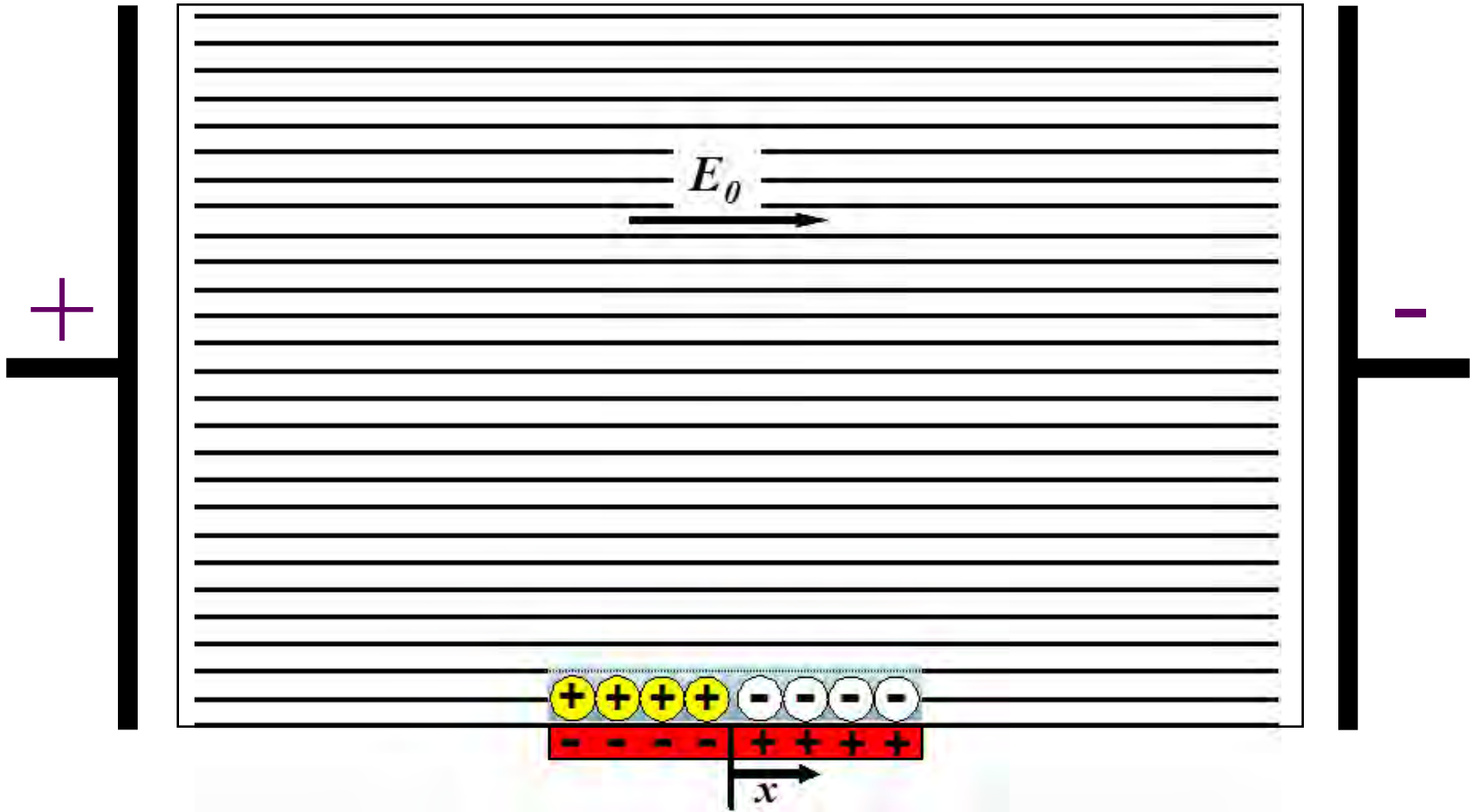
Induced Charge Electroosmosis



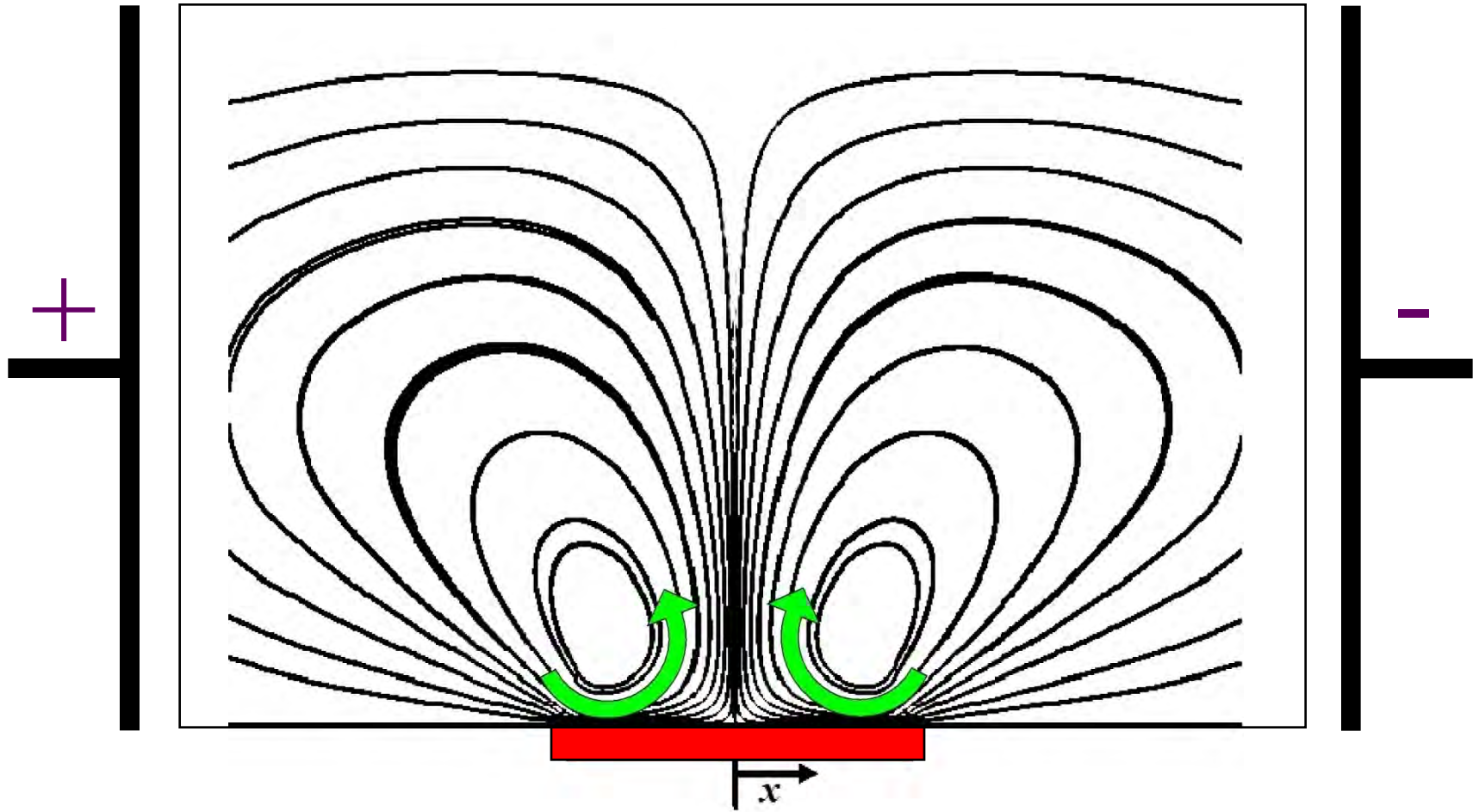
Induced Charge Electroosmosis



Induced Charge Electroosmosis



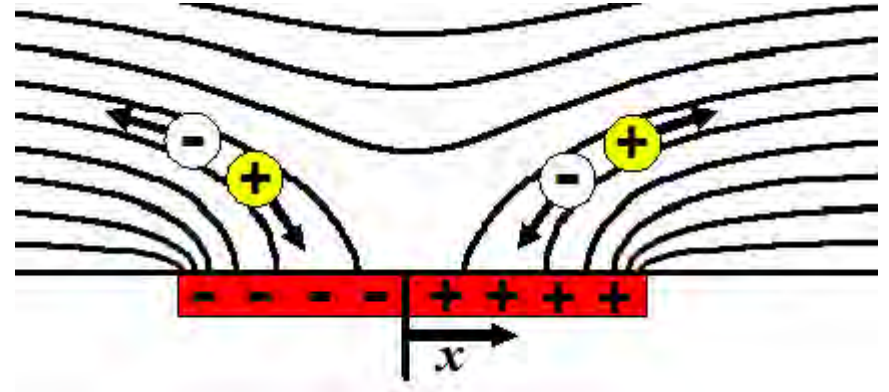
Induced Charge Electroosmosis



Effective Boundary PDE

- Conservation of double layer surface charge

$$\frac{\partial q}{\partial t} = \frac{\partial \phi}{\partial y} + \frac{\partial}{\partial x} \left(Du \frac{\partial \phi}{\partial x} \right)$$



Non-linear Capacitance

$$q = -2 \sinh(\zeta / 2)$$

$$Du = 4\varepsilon(1 + m) \sinh^2(\zeta / 4)$$

Transformation for Stability

- Double layer charge grows exponentially and causes numerical errors.

$$\frac{\partial q}{\partial t} = \frac{\partial \phi}{\partial y} + \frac{\partial}{\partial x} \left(Du \frac{\partial \phi}{\partial x} \right)$$

- To make the solution stable, a variable transformation is required.

$$q = -2 \sinh(\zeta/2) \Rightarrow \frac{dq}{dt} = -\cosh\left(\frac{\zeta}{2}\right) \frac{d\zeta}{dt}$$

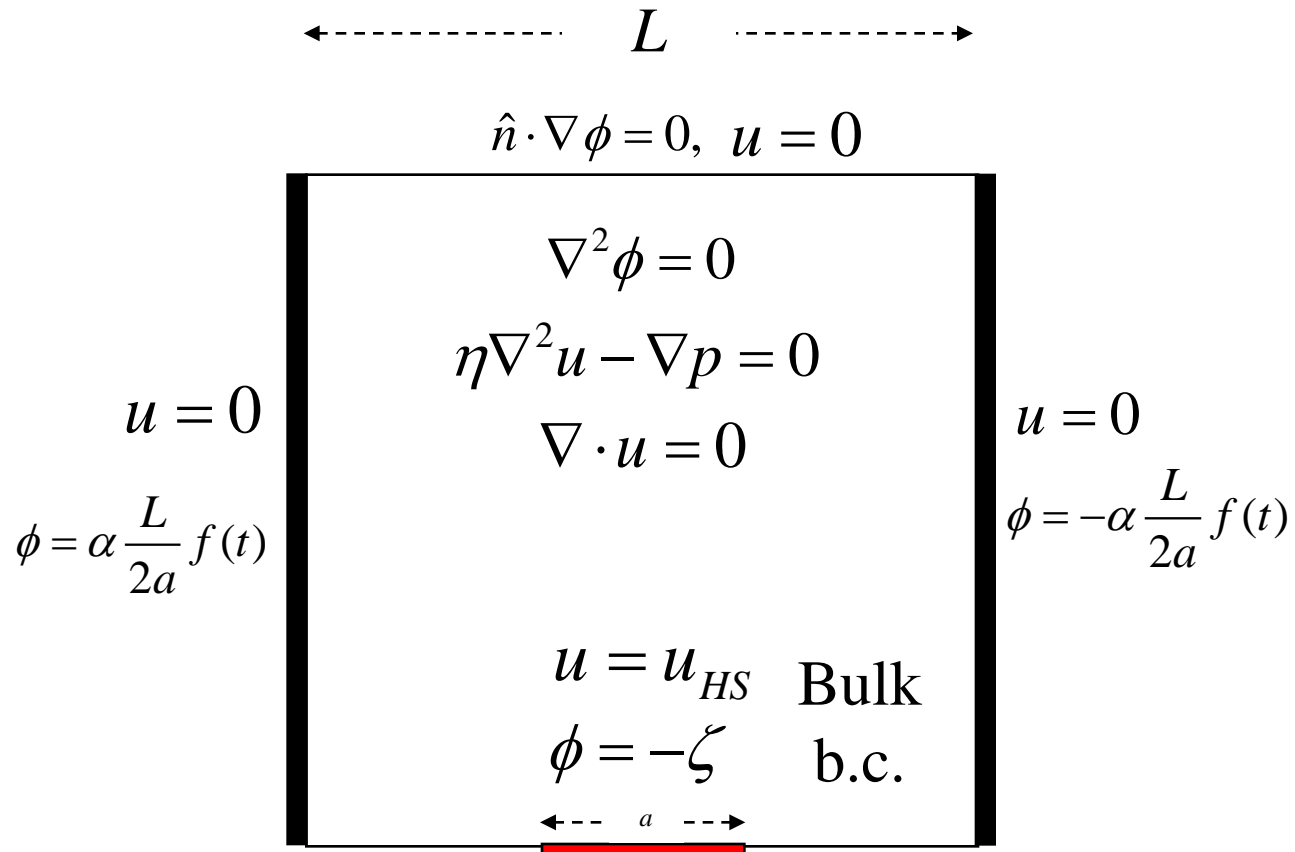
$$\phi = -\zeta$$

$$\Downarrow$$

- Stability is improved by creating diffusion without losing accuracy.

$$\frac{\partial \zeta}{\partial t} = -\frac{1}{\cosh(\zeta/2)} \left[\frac{\partial \phi}{\partial y} - \frac{\partial}{\partial x} \left(Du \frac{\partial \zeta}{\partial x} \right) \right]$$

Nonlinear Electrokinetic Model



$$\frac{\partial q}{\partial t} = \frac{\partial \phi}{\partial y} + \frac{\partial}{\partial x} \left(Du \frac{\partial \phi}{\partial x} \right) \quad \text{Boundary PDE}$$

$$q = -2 \sinh(\zeta/2)$$

$$u_{HS} = 2/\alpha^2 \zeta \partial \phi / \partial x$$

$$Du = 4\varepsilon(1+m) \sinh^2(\zeta/4)$$

$$\varepsilon = \lambda_D/a$$

Non-Dimensional Simulation Parameters

Voltage Scaling

$$\alpha = \frac{\text{zeta magnitude}}{\text{thermal voltage}} = \frac{ze}{kT} \frac{a}{L} V_{ext}$$

Length scale ratio

$$\varepsilon = \frac{\text{debye length}}{\text{electrode length}} = \frac{\lambda_D}{a}$$

Weak Form in COMSOL

- Weak form
 - An integral form equivalent to the original PDE.
 - Derived by multiplying the PDE with a test function and then integrating over the domain.
- Weak form advantages
 - Create custom equations on with dimension
 - Implement PDEs on boundaries
 - Mixed time and space derivative

Weak Form: Example

Consider Diffusion Equation $\frac{\partial C}{\partial t} = \nabla \cdot (D \nabla C) + R$

Weak Form: multiply with test function v and integrate over domain

$$\int_{\Omega} v \frac{\partial C}{\partial t} d\Omega = \int_{\Omega} v \nabla \cdot (D \nabla C) d\Omega + \int_{\Omega} v R d\Omega$$

Simplify $\int_{\Omega} v \frac{\partial C}{\partial t} d\Omega = \int_{\Omega} \nabla \cdot (v D \nabla C) d\Omega - \int_{\Omega} D \nabla v \cdot \nabla C d\Omega + \int_{\Omega} v R d\Omega$

Apply Green's Theorem

$$\int_{\Omega} v \frac{\partial C}{\partial t} d\Omega = \int_{\partial\Omega} v \hat{n} \cdot (D \nabla C) d\partial\Omega - \int_{\Omega} D \nabla v \cdot \nabla C d\Omega + \int_{\Omega} v R d\Omega$$

Time dependent term

Boundary fluxes

Diffusive term

Source term

Weak Form Contributions

Time dependent or *dweak* terms:
$$\int_{\Omega} v \frac{\partial C}{\partial t} d\Omega$$

weak terms for Ω
$$- \int_{\Omega} D \nabla v \cdot \nabla C d\Omega + \int_{\Omega} v R d\Omega$$

weak terms for $\partial\Omega$
$$\int_{\partial\Omega} v \hat{n} \cdot (D \nabla C) d\Omega$$

Double Layer Boundary PDE

$$\partial\Omega \xrightarrow{\Omega, \text{ Boundary}} \partial\Omega, \text{ Points}$$

Boundary PDE

$$\frac{\partial\zeta}{\partial t} = -\frac{1}{\cosh(\zeta/2)} \left[\frac{\partial\phi}{\partial y} - \frac{\partial}{\partial x} \left(Du \frac{\partial\zeta}{\partial x} \right) \right]$$

Weak Form

$$\int_{\Omega} v \frac{\partial\zeta}{\partial t} d\Omega = -\int_{\Omega} \frac{v}{\cosh(\zeta/2)} \frac{\partial\phi}{\partial y} d\Omega + \underbrace{\int_{\Omega} \frac{v}{\cosh(\zeta/2)} \frac{\partial}{\partial x} \left(Du \frac{\partial\zeta}{\partial x} \right) d\Omega}_K$$

Simplify

$$K = \underbrace{\int_{\partial\Omega} \left(v \frac{Du}{\cosh(\zeta/2)} \frac{d\zeta}{dx} \right) \cdot \hat{n} d\partial\Omega}_{\partial\Omega \text{ Contribution}} - \underbrace{\int_{\Omega} \frac{Du}{\cosh(\zeta/2)} \left[\frac{\partial\zeta}{\partial x} \frac{\partial v}{\partial x} - \frac{v}{2} \tanh(\zeta/2) \left(\frac{\partial\zeta}{\partial x} \right)^2 \right] d\Omega}_{\Omega \text{ Contribution}}$$

Weak Form Contributions

Time dependent or *dweak* terms: $\int_{\Omega} v \frac{\partial \zeta}{\partial t} d\Omega$


weak terms for boundary Ω

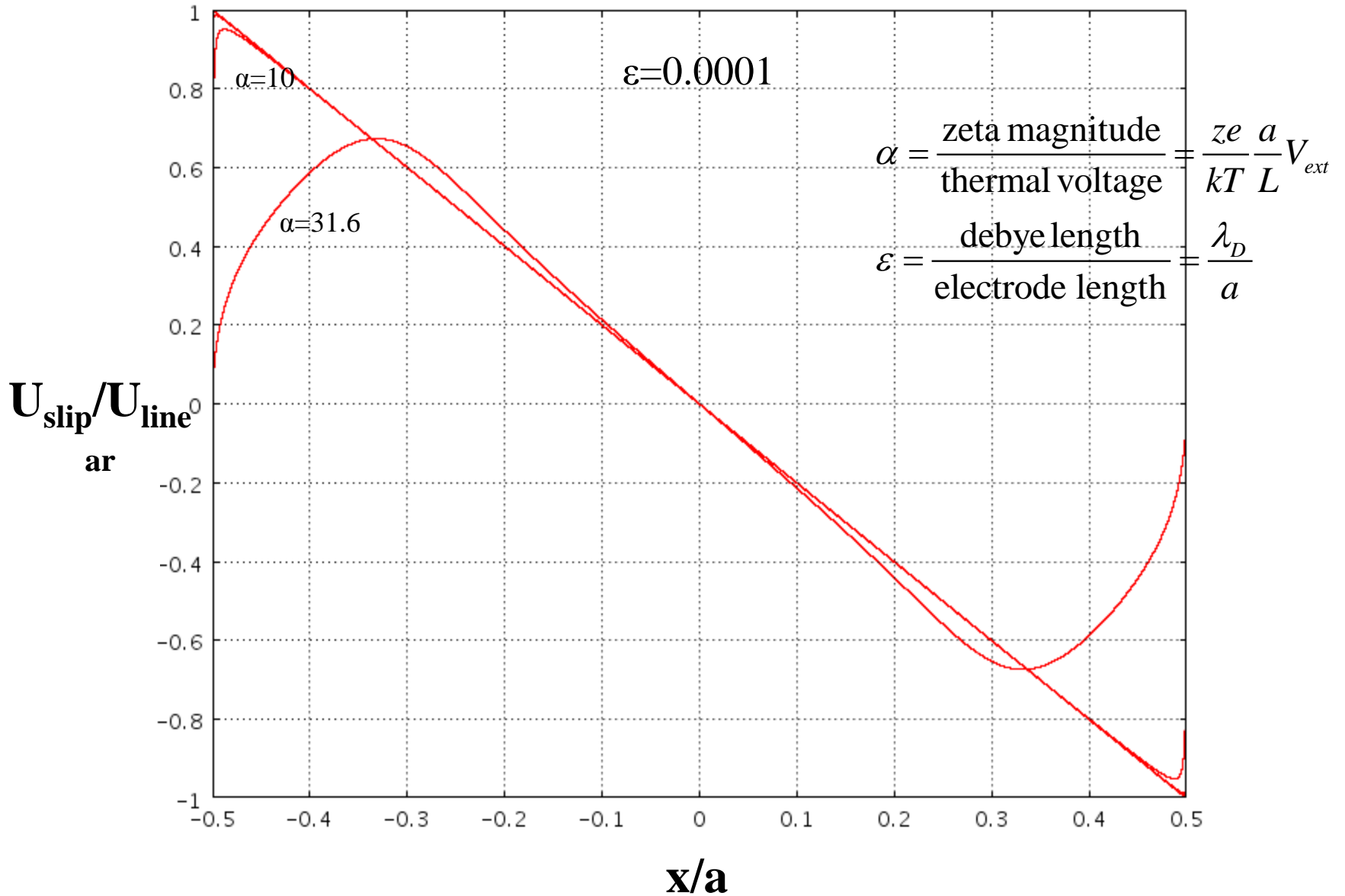
$$\underbrace{-\int_{\Omega} \frac{v}{\cosh(\zeta / 2)} \left[\frac{\partial \phi}{\partial y} - \frac{Du}{2} \tanh(\zeta / 2) \left(\frac{\partial \zeta}{\partial x} \right)^2 \right]}_{\text{Sources}} d\Omega - \underbrace{\int_{\Omega} \frac{Du}{\cosh(a\zeta)} \frac{\partial \zeta}{\partial x} \frac{\partial v}{\partial x}}_{\text{Diffusion}} d\Omega$$

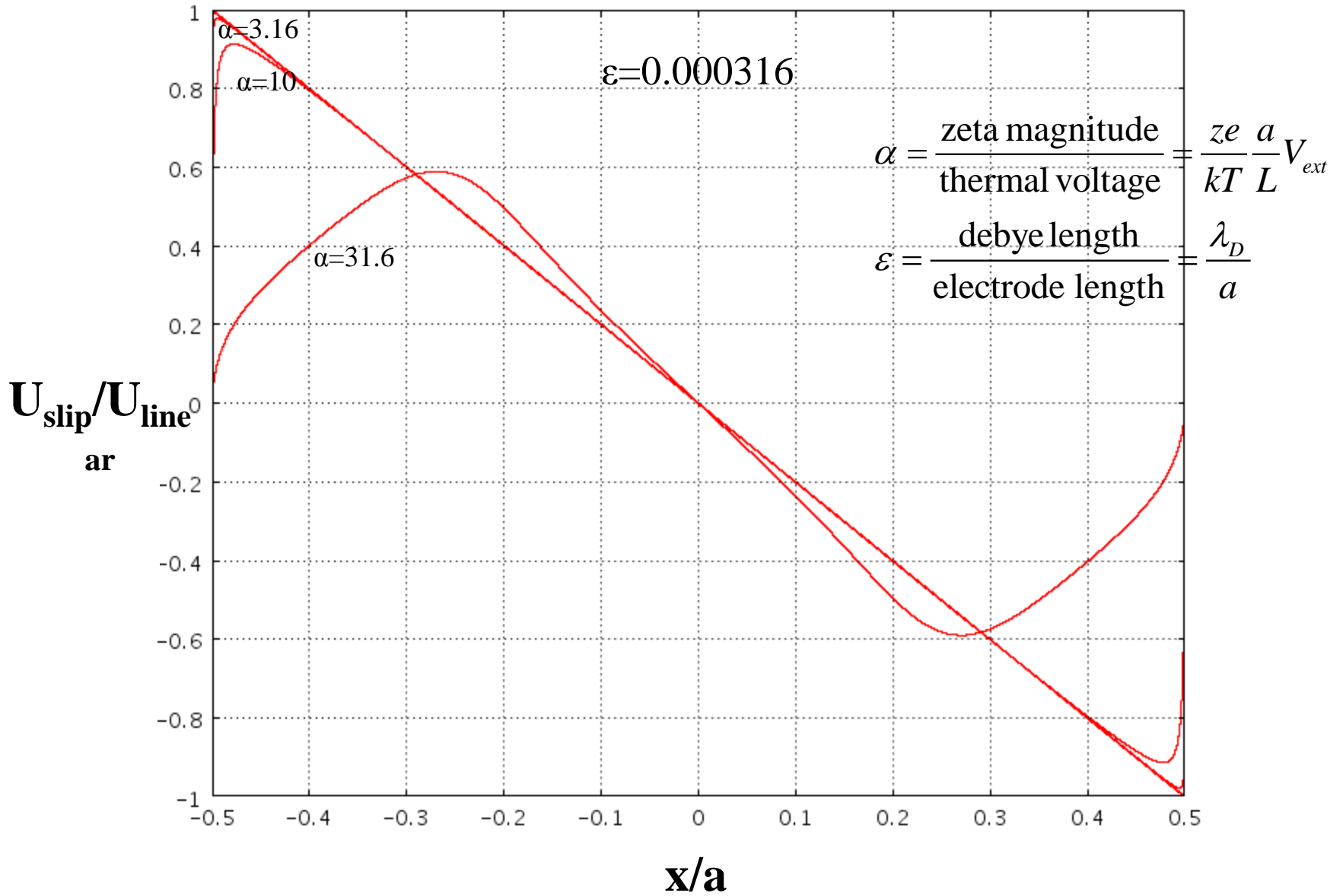
weak terms for Points $\partial\Omega$

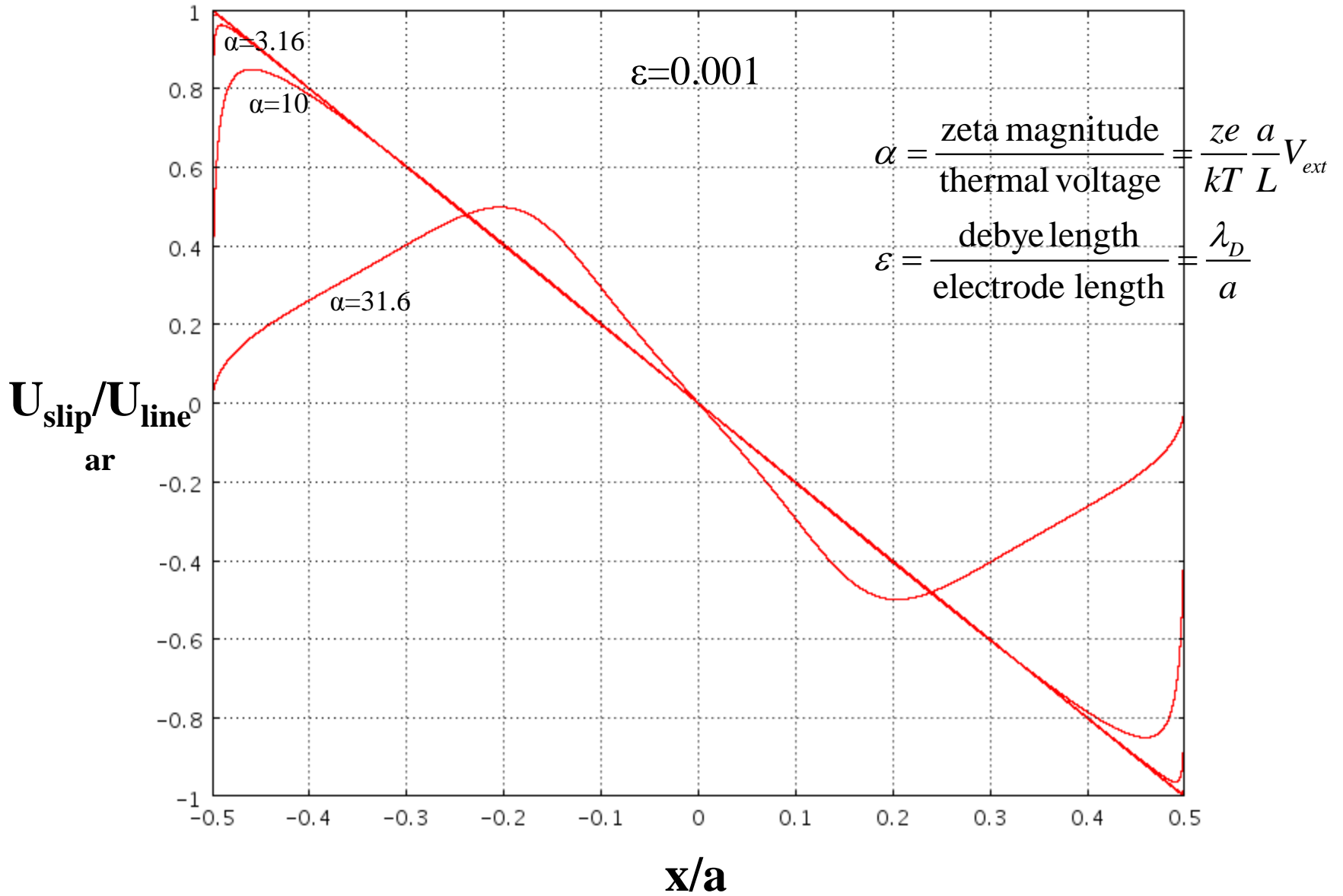
$$\int_{\partial\Omega} \left(v \frac{Du}{\cosh(\zeta / 2)} \frac{d\zeta}{dx} \right) \cdot \hat{n} d\partial\Omega$$

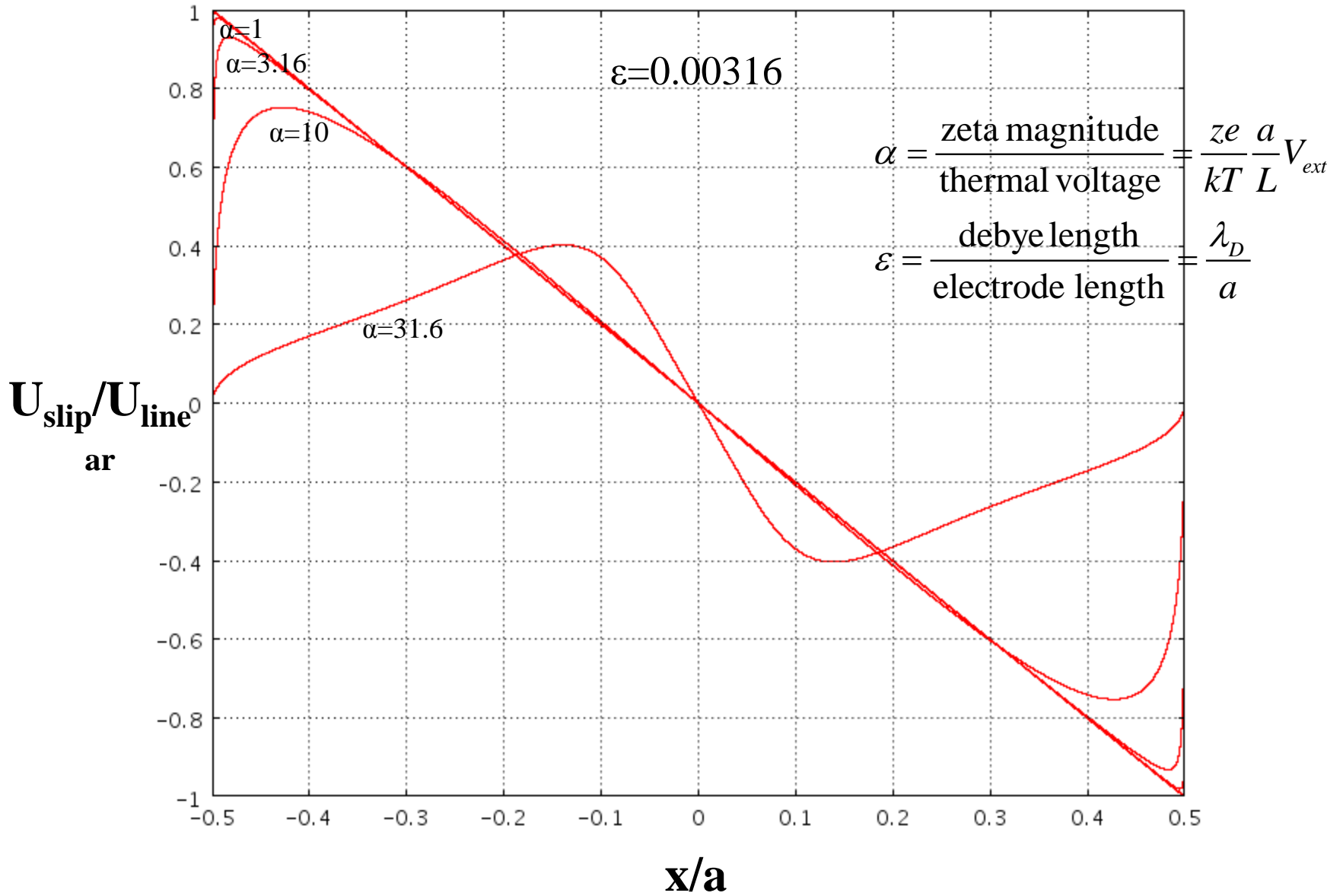
Effect of Surface Conduction

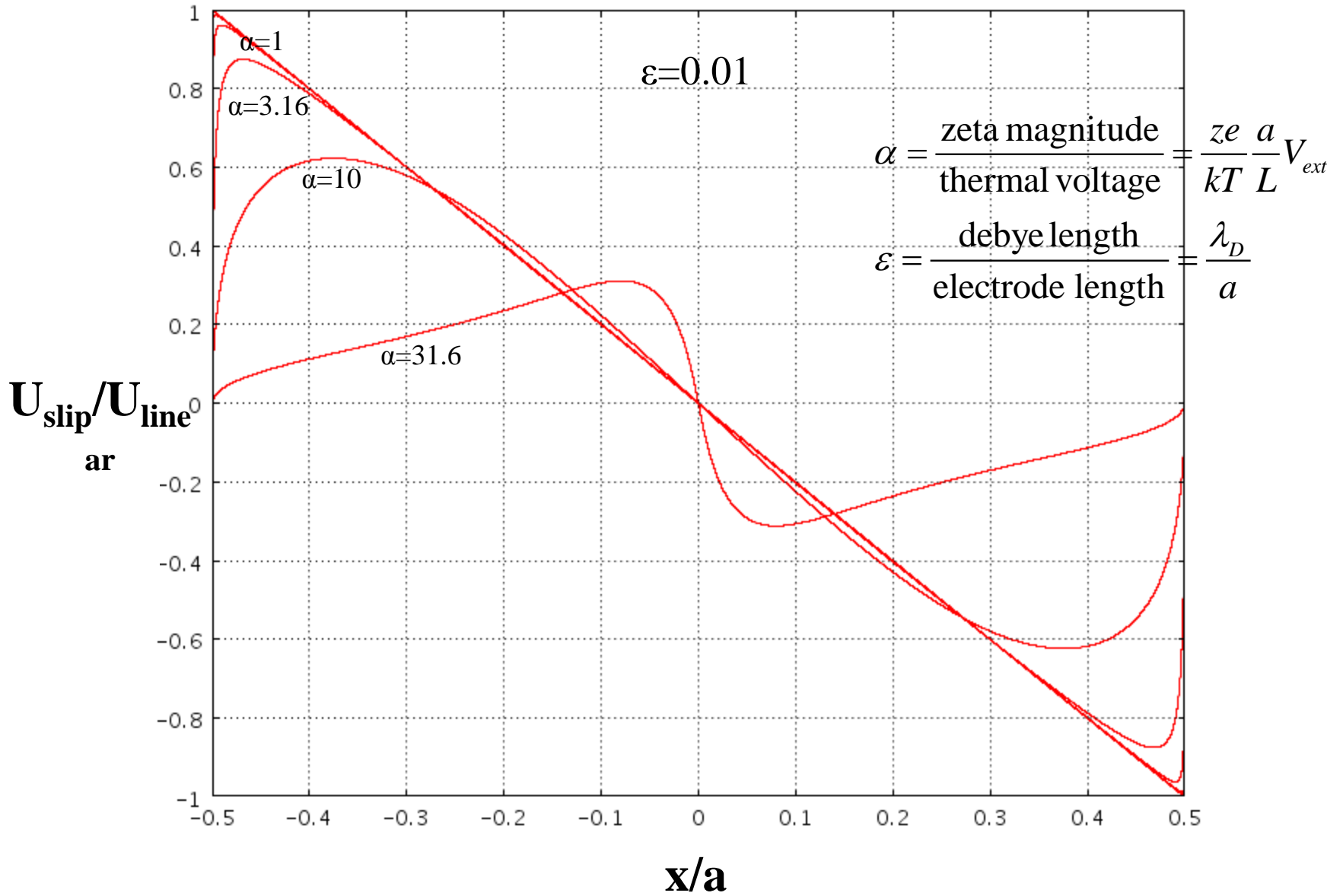


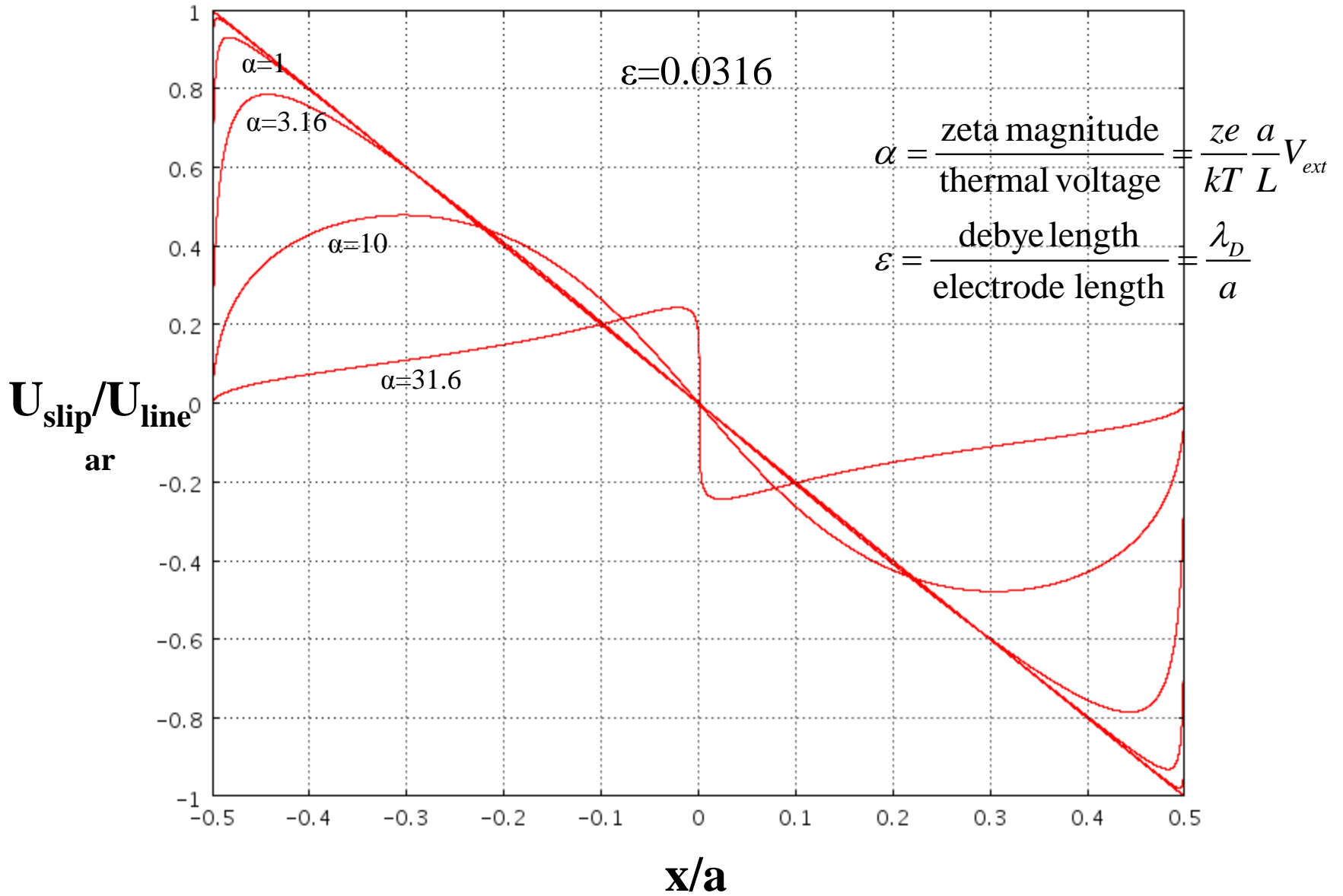




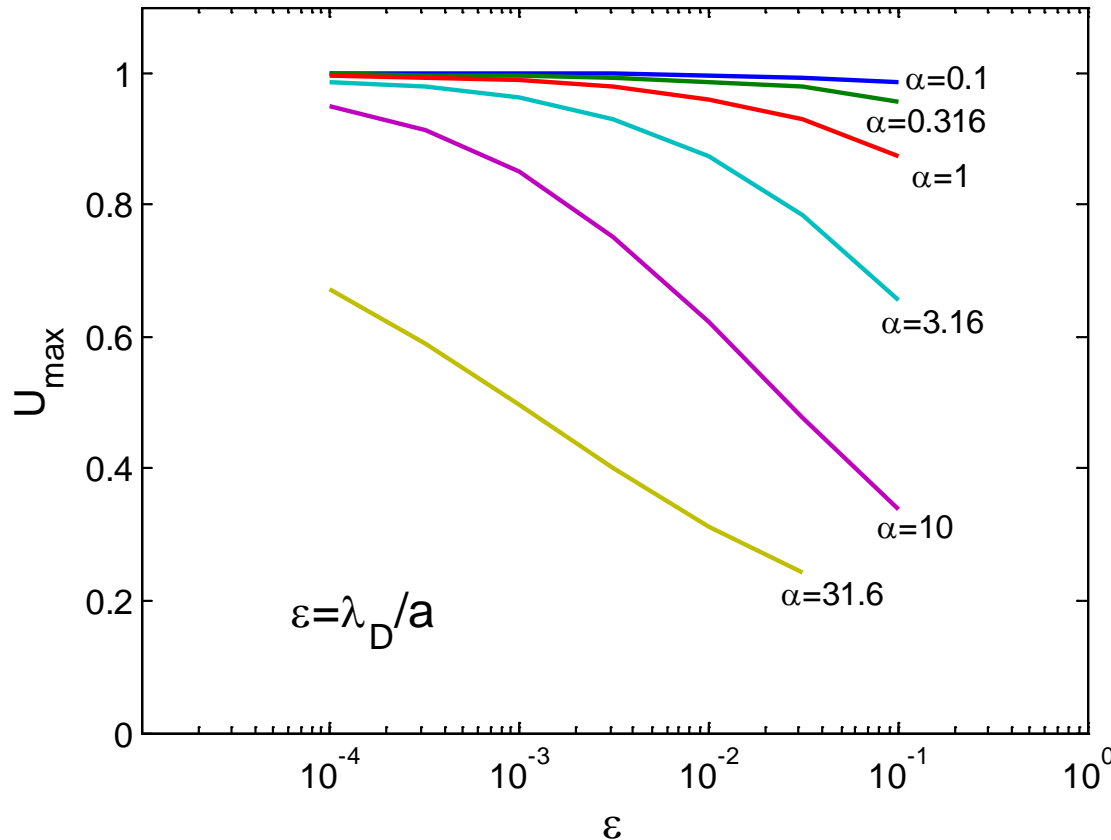








Normalized Velocity: Nonlinear Effects

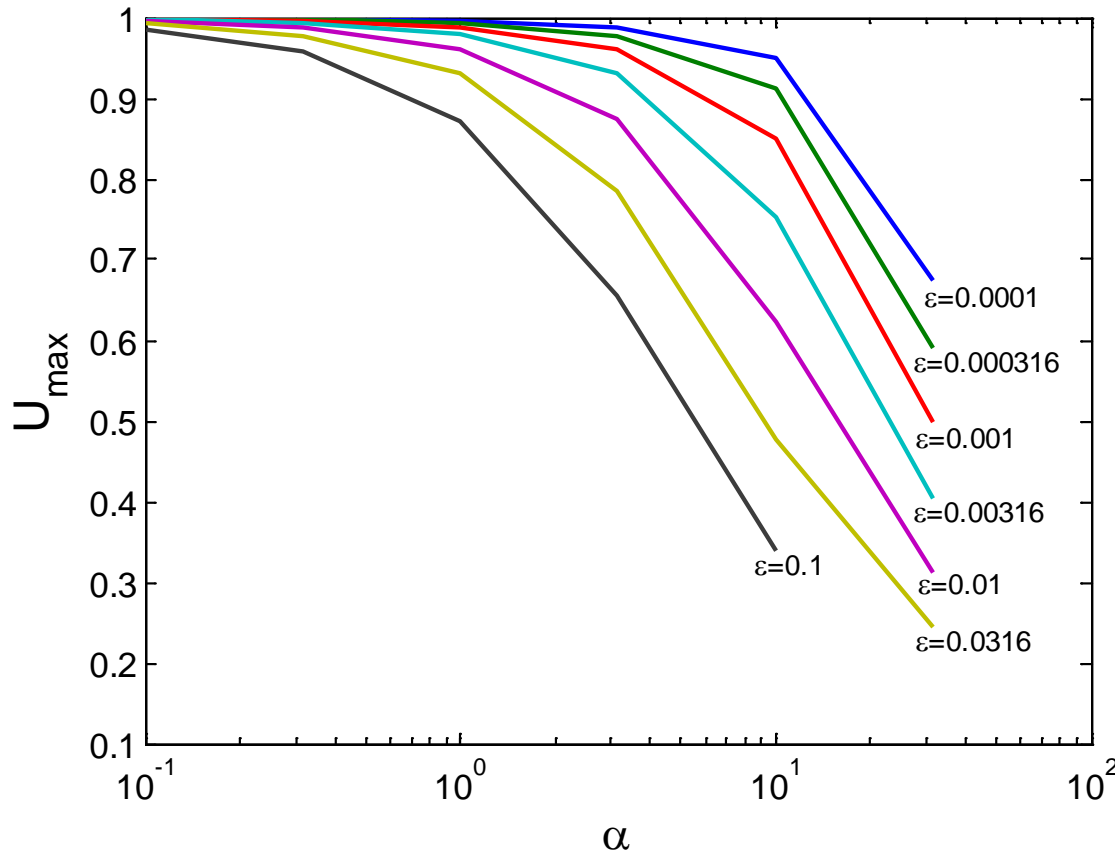


$$\alpha = \frac{\text{zeta magnitude}}{\text{thermal voltage}} = \frac{ze}{kT} \frac{a}{L} V_{ext}$$

$$\varepsilon = \frac{\text{debye length}}{\text{electrode length}} = \frac{\lambda_D}{a}$$

As double layer gets thicker, the normalized velocity decreases due to higher surface conduction.

Normalized Velocity: Nonlinear Effects



$$\alpha = \frac{\text{zeta magnitude}}{\text{thermal voltage}} = \frac{ze}{kT} \frac{a}{L} V_{ext}$$
$$\epsilon = \frac{\text{debye length}}{\text{electrode length}} = \frac{\lambda_D}{a}$$

As zeta potential increases, the normalized velocity decreases due to higher surface conduction.

Conclusions

- An effective boundary PDE was used for simulation electroosmosis.
- Nonlinear effects such as exponential capacitance and surface conduction were simulated.
- The boundary PDE was made stable by variable transformations.
- Results for high zeta potentials ($\sim 30x$ thermal voltage) were obtained.
- The dimensionless velocity decreases with increasing zeta potentials and increasing double layer thickness, because surface conduction effects become prominent for high zeta potentials and thicker double layers.