

Simulation Of Thermomechanical Couplings Of Viscoelastic Materials

Frank Neff¹, Thomas Miquel², Michael Johlitz¹

1. Universität der Bundeswehr München, Werner-Heisenberg-Weg 39, D-85579 Neubiberg

2. École polytechnique, Palaiseau, France.

Introduction: Elastomers are used for several technical applications, e.g. for bearings. Large dynamic loads cause finite strains and self-heating of the elastomer. As material properties change with the temperature, modelling an application isothermal is not sufficient. Therefore, a thermomechanical coupled model is suggested.

Computational Methods: The model for viscoelastic material behaviour is built by the 2nd Piola-Kirchhoff (1) tensor and N evolution equations (2).

$$\bar{\mathbf{T}} = -pJ\mathbf{C}^{-1} + 2J^{-\frac{2}{3}}c_{10} \left(\mathbf{I} - \frac{1}{3}\text{tr}(\hat{\mathbf{C}})\hat{\mathbf{C}}^{-1} \right) \quad (1)$$

$$+ 2J^{-\frac{2}{3}} \sum_{n=1}^N c_{10;n}^e \left(\hat{\mathbf{C}}_{i;n}^{-1} - \frac{1}{3}\text{tr}(\hat{\mathbf{C}}_{i;n}^{-1} \cdot \hat{\mathbf{C}})\mathbf{I} \right)$$

$$\dot{\hat{\mathbf{C}}}_{i;n} = \frac{4}{r(\theta)} \left(\hat{\mathbf{C}} - \frac{1}{3}\text{tr}(\hat{\mathbf{C}} \cdot \hat{\mathbf{C}}_{i;n}^{-1})\mathbf{I} \right) \quad (2)$$

The temperature development is modeled by the energy-balance (3).

$$0 = \rho_0(A + B\theta)\dot{\theta} + K\alpha\theta\dot{j} - \lambda_\theta \text{Div}(\text{Grad}(\theta)) - \sum_{n=1}^N c_{10;n}^e \hat{\mathbf{C}}_{i;n}^{-1} \cdot \hat{\mathbf{C}} \cdot \hat{\mathbf{C}}_{i;n}^{-1} : \dot{\hat{\mathbf{C}}}_{i;n} \quad (3)$$

Due to the temperature dependent material parameters in (1) and (2) the model is fully thermo-viscoelastic coupled.

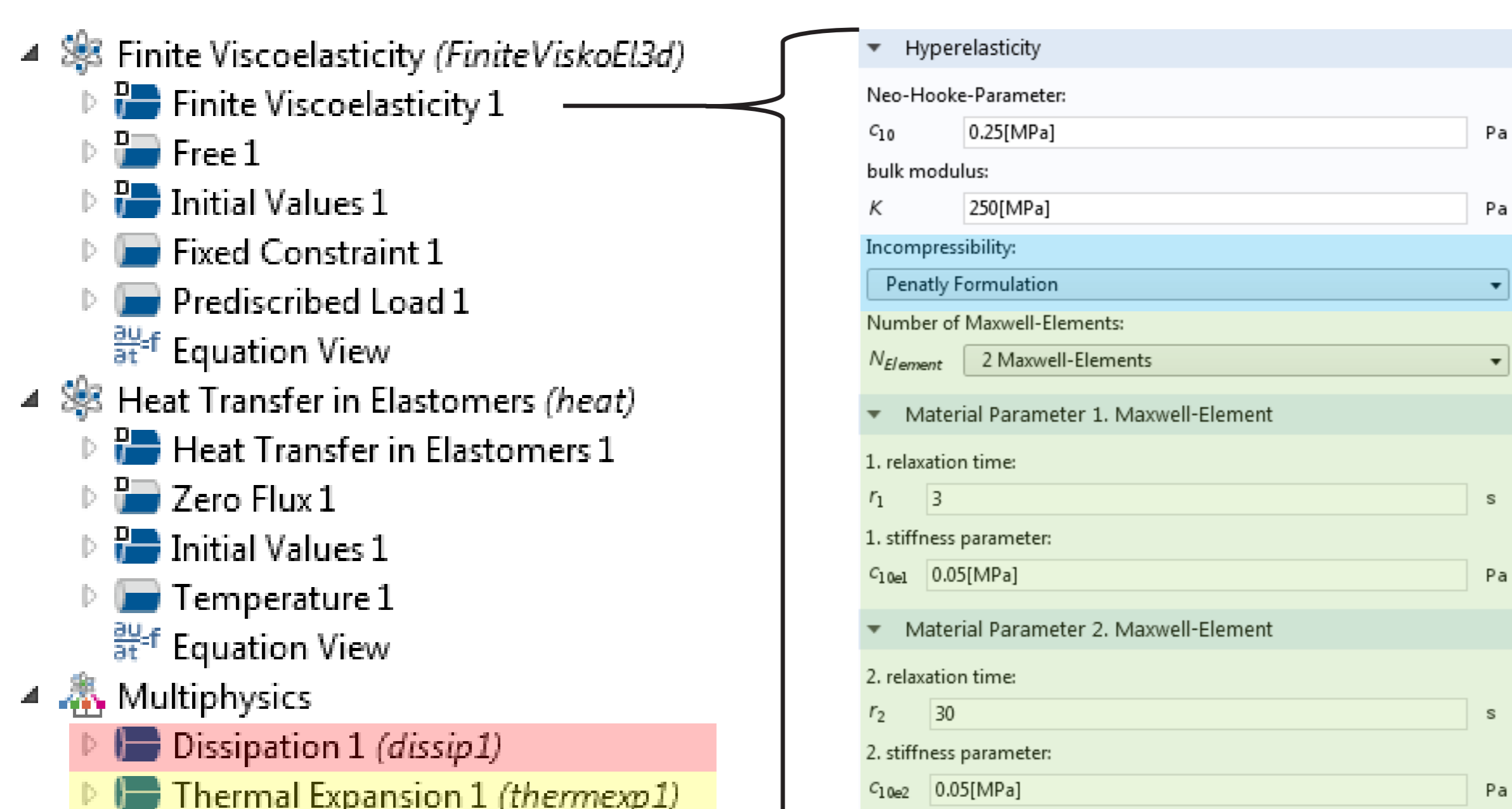


Figure 1. Model-Tree and viscoelastic domain feature

Results: Under dynamic displacements and fixed temperature boundary conditions, the temperature of inner points increases due to dissipation. Increasing temperature reduces the relaxation time with respect to the WLF-equation.

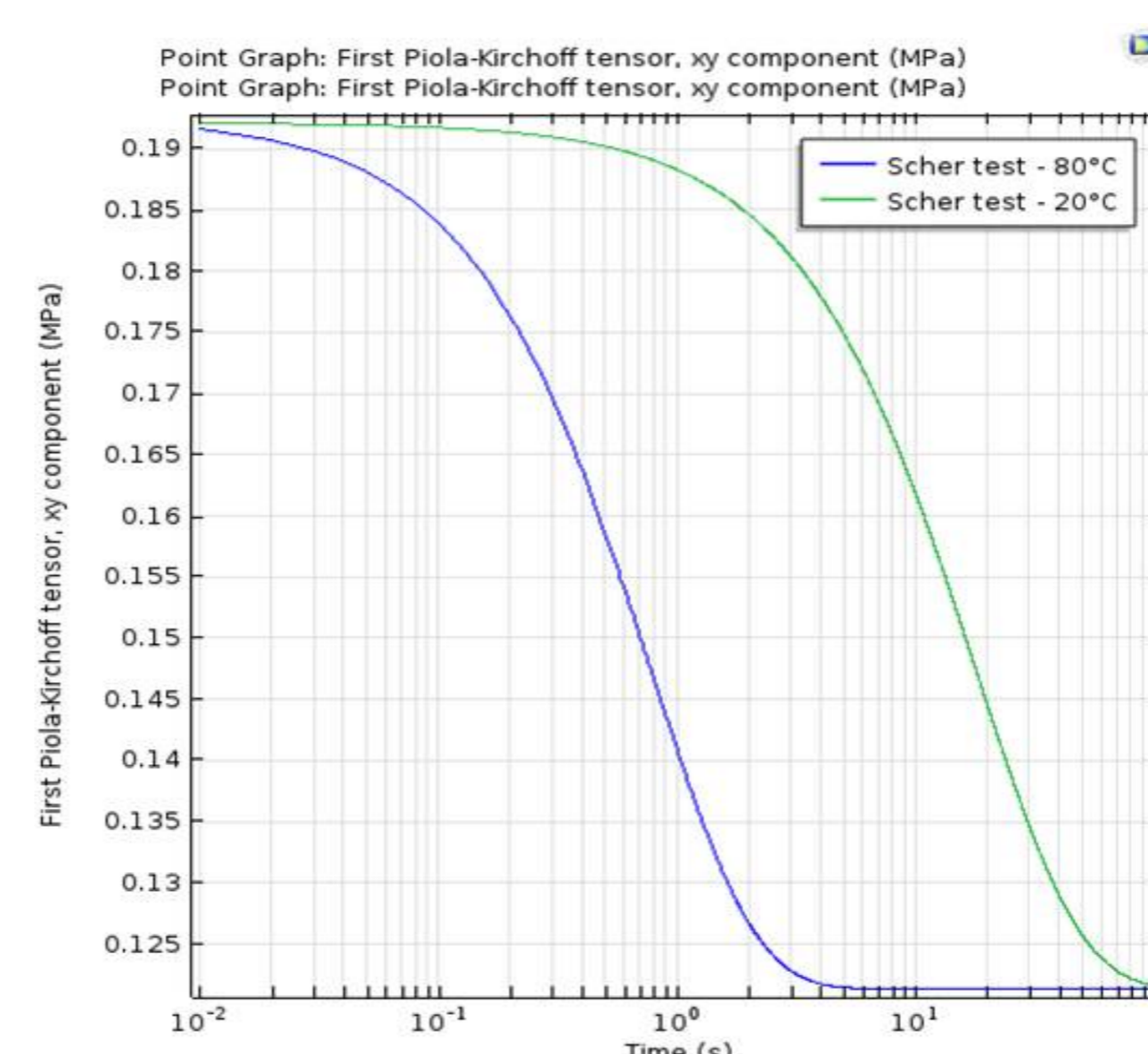


Figure 2. Relaxation

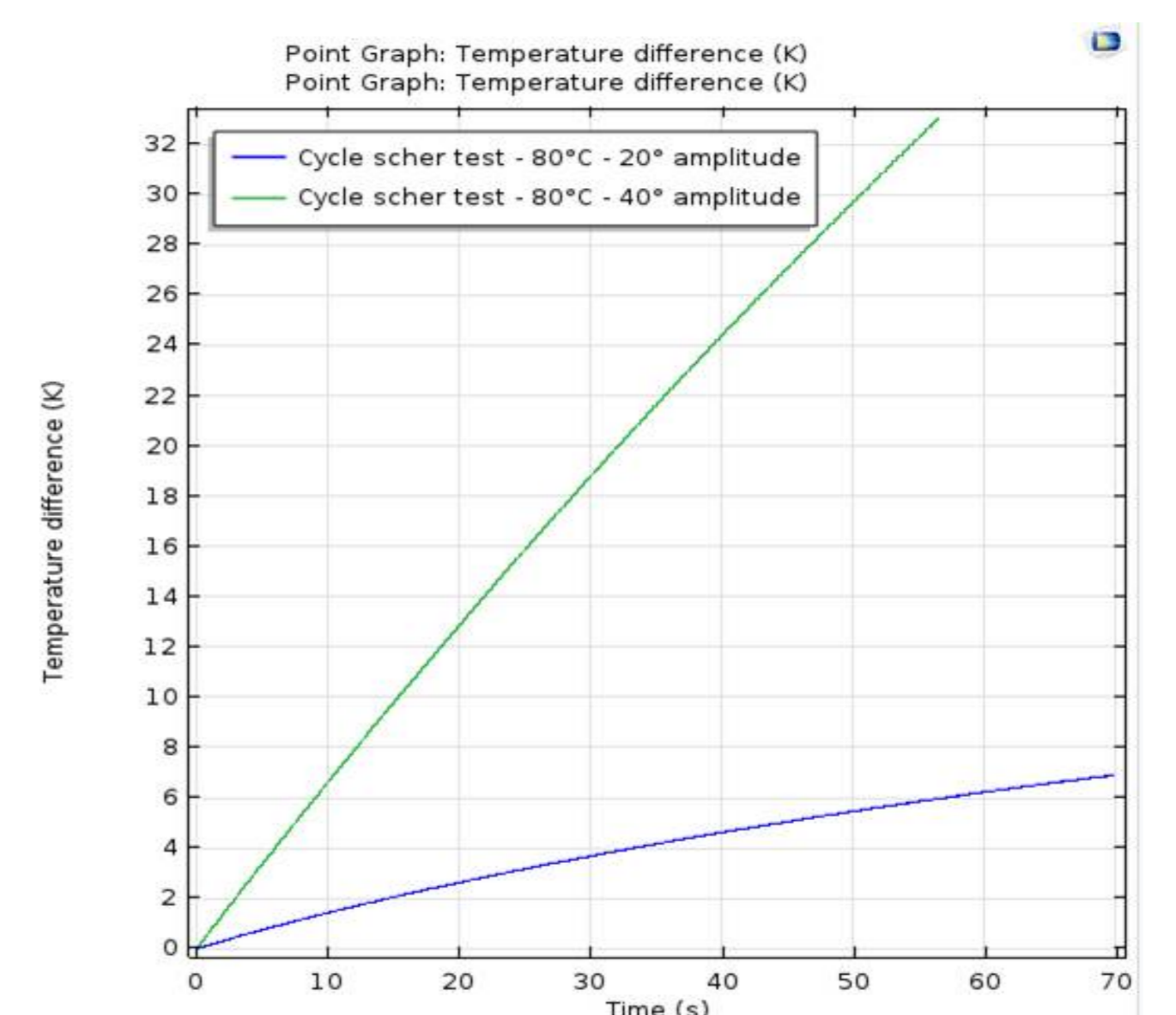


Figure 3. Self-heating

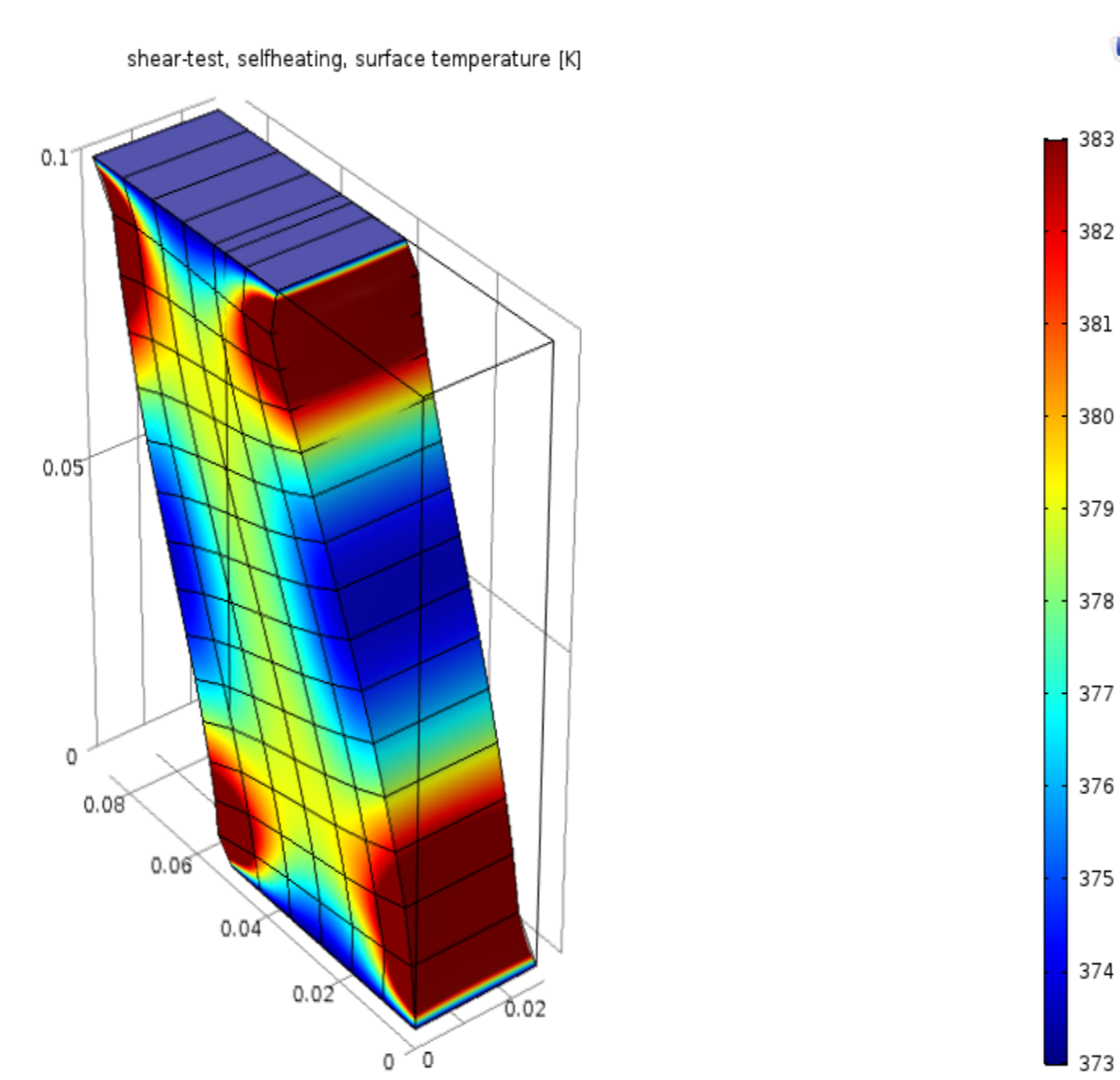


Figure 4. 3d shear sample

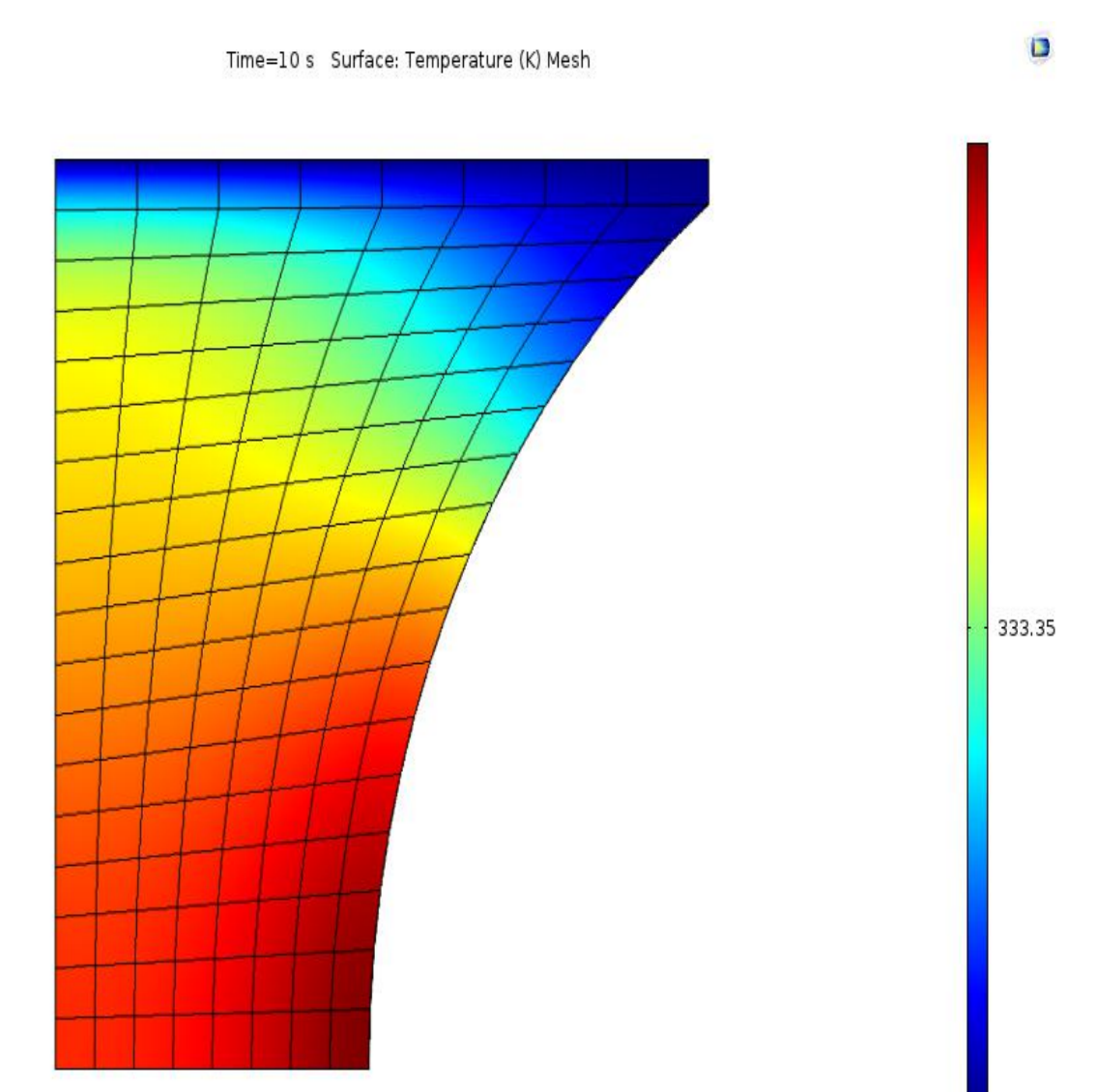


Figure 5. Hourglass sample

Conclusion: The modular setup provides flexibility for executing a simulation. On the one hand, it is possible to add couplings with respect to an increase of computational time. On the other hand, couplings could be neglected if the necessity to simulate a phenomenon is absent.

References:

1. B. Dippel et al., Thermo-mechanical couplings in elastomers – experiments and modelling, ZAMM, Vol. 95, pp. 1117-1128 (2015)
2. M. Johlitz, Zum Alterungsverhalten von Polymeren: Experimentell gestützte, thermochemische Modellbildung und numerische Simulation, habilitation thesis, Universität der Bundeswehr München (2015)
3. E.H. Lee, Elastic-plastic deformation at finite strain, J. Appl. Mech., Vol. 36, pp. 1-6 (1969)