

Presented at the 2011 COMSOL Conference in Boston

Planar Geometry Ferrofluid Flows in Spatially Uniform Sinusoidally Time-varying Magnetic Fields

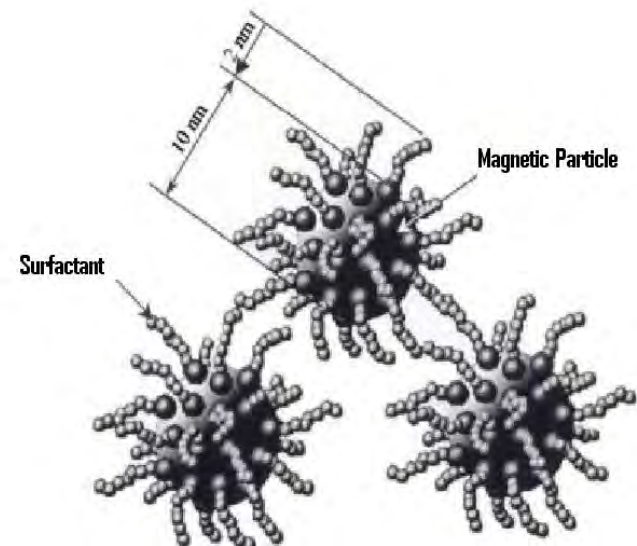
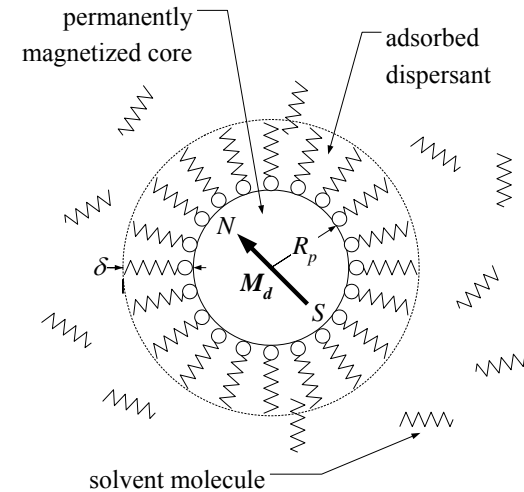
Shahriar Khushrushahi, Alexander Weddemann,
Young Sun Kim and Markus Zahn

Massachusetts Institute of Technology, Cambridge, MA, USA



Ferrofluids

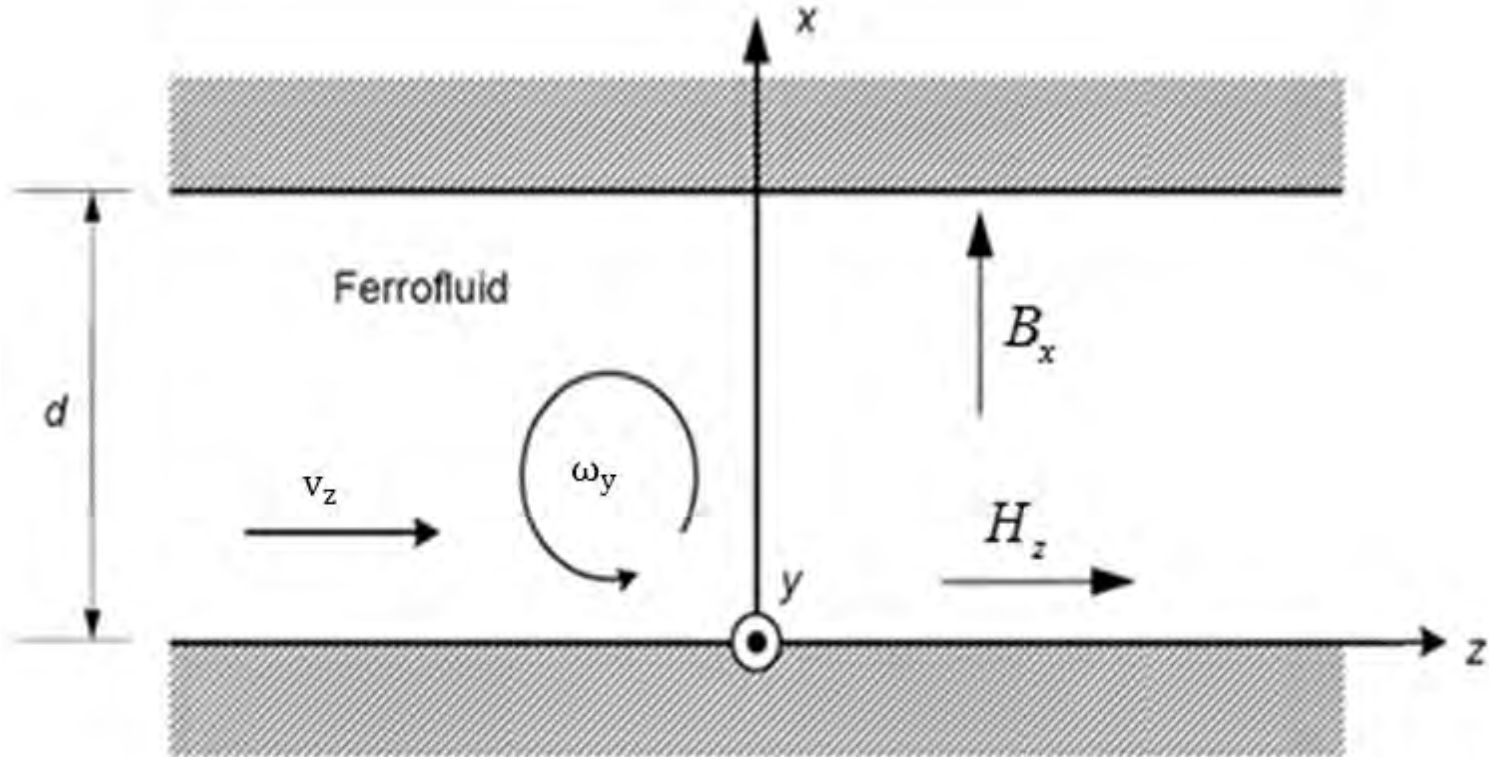
- Ferrofluids
 - Nanosized particles in carrier liquid (diameter~10nm)
 - Super-paramagnetic, single domain particles
 - Coated with a surfactant (~2nm) to prevent agglomeration
- Applications
 - Hermetic seals (hard drives)
 - Magnetic hyperthermia for cancer treatment



Motivation

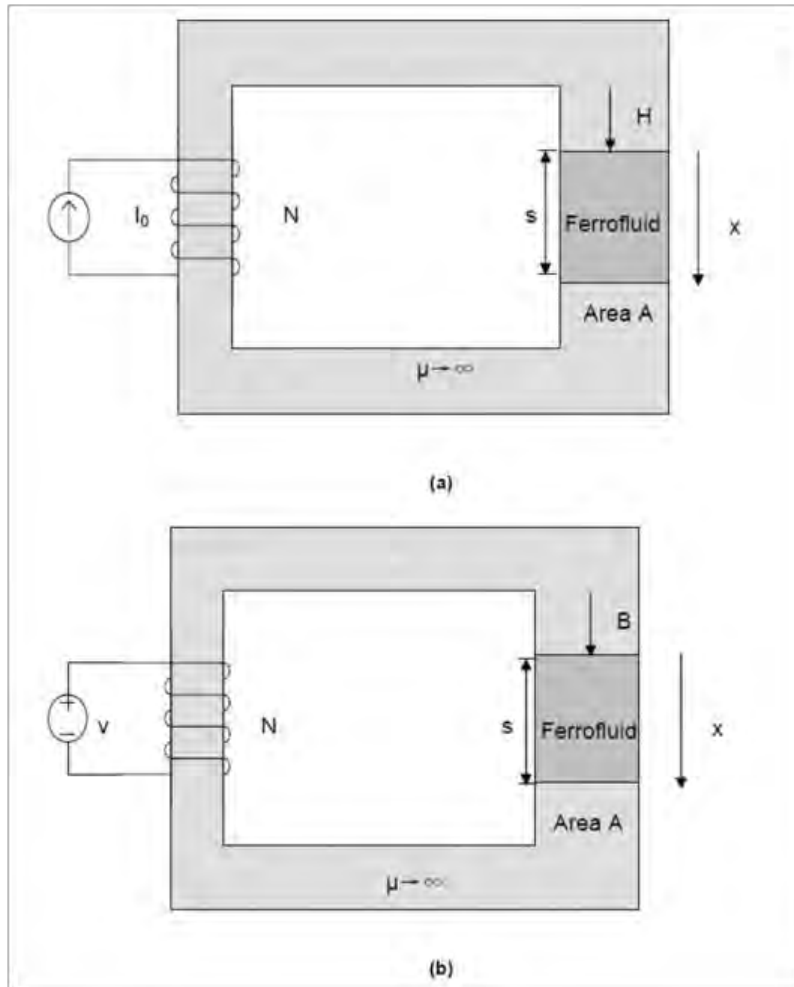
- Prior ferrofluid problems solved in COMSOL are usually in spherical and cylindrical geometries
- Ferrofluid pumping in planar geometry subjected to perpendicular and tangential magnetic fields
 - Well posed problem with analytical solutions
- Traditionally solved using mathematical packages such as Mathematica
 - Can COMSOL replicate these results?

Planar Geometry Setup



$$\mathbf{v} = v_z(x) \mathbf{i}_z, \omega = \omega_y(x) \mathbf{i}_y$$

How to impose B_x field?



(a)

DC Current source
gives $H=NI/s$

(b)

$V=\Lambda_0\delta(t)\rightarrow B=\Lambda_0/A$

Governing Equations

- Extended Navier-Stokes Equation

$$\rho \left[\frac{\partial \mathbf{v}}{\partial t} + (\mathbf{v} \cdot \nabla) \mathbf{v} \right] = -\nabla p + \mu_0 (\mathbf{M} \cdot \nabla) \mathbf{H} + 2\zeta \nabla \times \boldsymbol{\omega} + (\lambda + \eta - \zeta) \nabla (\nabla \cdot \mathbf{v}) + (\zeta + \eta) \nabla^2 \mathbf{v} - \rho g \mathbf{i}_x$$

Neglecting Inertia *Incompressible flow*

- Boundary condition on \mathbf{v} , $\mathbf{v}(r = R_{wall}) = 0$

- Conservation of internal angular momentum

$$J \left[\frac{\partial \boldsymbol{\omega}}{\partial t} + (\mathbf{v} \cdot \nabla) \boldsymbol{\omega} \right] = \mu_0 (\mathbf{M} \times \mathbf{H}) + 2\zeta (\nabla \times \mathbf{v} - 2\boldsymbol{\omega}) + (\lambda' + \eta') \nabla (\nabla \cdot \boldsymbol{\omega}) + \eta' \nabla^2 \boldsymbol{\omega} \quad \zeta = \frac{3}{2} \eta \phi$$

Neglecting Inertia

- Boundary condition on $\boldsymbol{\omega}$ unless $\eta' = 0$, $\boldsymbol{\omega}(r = R_{wall}) = 0$

ρ [kg/m³] is the ferrofluid mass density, p [N/m²] is the fluid pressure, ζ [Ns/m²] is the vortex viscosity, η [Ns/m²] is the dynamic shear viscosity, λ [Ns/m²] is the bulk viscosity, $\boldsymbol{\omega}$ [s⁻¹] is the spin velocity of the ferrofluid, \mathbf{v} is the velocity of the ferrofluid, J [kg/m] is the moment of inertia density, η' [Ns] is the shear coefficient of spin viscosity and λ' [Ns] is the bulk coefficient of spin viscosity, ϕ [%] is the magnetic particle volume fraction

Magnetic Field Equations

- Maxwell's equations for non-conducting fluid

$$\mathbf{M} = \text{Re} \left\{ \mathbf{M} e^{-j\Omega t} \right\}, \mathbf{B} = \text{Re} \left\{ \mathbf{B} e^{-j\Omega t} \right\}, \mathbf{H} = \text{Re} \left\{ \mathbf{H} e^{-j\Omega t} \right\}$$

$$\nabla \cdot \mathbf{B} = 0 \rightarrow \frac{dB_x}{dx} = 0 \rightarrow B_x = \text{constant}$$

$$\nabla \times \mathbf{H} = 0 \rightarrow \frac{dH_z}{dx} = 0 \rightarrow H_z = \text{constant}$$

$$\mathbf{B} = \mu_0 (\mathbf{H} + \mathbf{M})$$

- Assumption

$$\mathbf{M}_{\text{eq}} = \chi \mathbf{H}_{\text{fluid}}$$

- Magnetic Relaxation Equation

$$\frac{\partial \mathbf{M}}{\partial t} + \mathbf{v} \cdot \nabla \mathbf{M} - \boldsymbol{\omega} \times \mathbf{M} + \frac{1}{\tau_{\text{eff}}} (\mathbf{M} - \mathbf{M}_0) = 0$$

- Langevin Equation

$$\mathbf{M}_0 = \mathbf{M}_s \left[\coth(a) - \frac{1}{a} \right], a = \frac{\mu_0 H_0 M_d V_p}{kT}$$

$$\frac{1}{\tau_{\text{eff}}} = \frac{1}{\tau_B} + \frac{1}{\tau_N} \quad \tau_B = 3V_h \frac{\eta_0}{kT}, \tau_N = \frac{1}{f_0} \exp \left(\frac{K_a V_p}{kT} \right)$$

\mathbf{M}_s [Amps/m] represents the saturation magnetization of the material, \mathbf{M}_d [Amps/m] is the domain magnetization (446kA/m for magnetite), V_h is the hydrodynamic volume of the particle, V_p is the magnetic core volume per particle, T is the absolute temperature in Kelvin, $k = 1.38 \times 10^{-23}$ [J/K] is Boltzmann's constant, f_0 [1/s] is the characteristic frequency of the material and K_a is the anisotropy constant of the magnetic domains

Substituting in Relaxation Equation

$$j\Omega M_x - \omega_y M_z + \frac{M_x}{\tau} = \frac{\chi_0}{\tau} H_x$$

$$B = \text{Re}[B_x \mathbf{i}_x + B_z(x) \mathbf{i}_z] e^{(-j\Omega t)}$$

$$j\Omega M_z + \omega_y M_x + \frac{M_z}{\tau} = \frac{\chi_0}{\tau} H_z$$

$$H = \text{Re}[H_x(x) \mathbf{i}_x + H_z \mathbf{i}_z] e^{(-j\Omega t)}$$

$$B_x = \mu_0 (H_x + M_x) \rightarrow H_x = \frac{B_x}{\mu_0} - M_x$$

$$M_x = \frac{\chi_0 \left[H_z (\omega_y \tau) + (j\Omega \tau + 1) B_x / \mu_0 \right]}{\left[(\omega_y \tau)^2 + (j\Omega \tau + 1)(j\Omega \tau + 1 + \chi_0) \right]}$$

$$M_z = \frac{\chi_0 \left[H_z (j\Omega \tau + 1 + \chi_0) - B_x \omega_y \tau / \mu_0 \right]}{\left[(\omega_y \tau)^2 + (j\Omega \tau + 1)(j\Omega \tau + 1 + \chi_0) \right]}$$

Force and Torque Densities

$$\langle \mathbf{F} \rangle = \frac{\mu_0}{2} \operatorname{Re} \left[\left(\mathbf{M} \cdot \nabla \right) \mathbf{H}^* \right] \rightarrow F_x = -\frac{d}{dx} \left(\frac{\mu_0}{4} |M_x|^2 \right), F_z = 0$$

$$\langle \mathbf{T} \rangle = \frac{\mu_0}{2} \operatorname{Re} \left[\mathbf{M} \times \mathbf{H}^* \right] \rightarrow T_y = \frac{1}{2} \operatorname{Re} \left[M_z B_x^* - \mu_0 M_x^* (M_z + H_z) \right]$$

Linear and Angular Momentum Eqns

$$0 = -\frac{\partial p'}{\partial z} + 2\zeta \frac{d\omega_y}{dx} + (\zeta + \eta) \frac{d^2 v_z}{dx^2}$$

$$0 = T_y - 2\zeta \left(\frac{dv_z}{dx} + 2\omega_y \right) + \eta' \frac{d^2 \omega_y}{dx^2}$$

$$p' = p + \frac{\mu_0}{4} |M_x|^2 + \rho g x$$

Normalization and Substitution

$$\tilde{\Omega} = \Omega \tau, \tilde{\mathbf{H}} = \frac{\hat{\mathbf{H}}}{H_0}, \tilde{\mathbf{M}} = \frac{\hat{\mathbf{M}}}{H_0}, \tilde{\mathbf{B}} = \frac{\hat{\mathbf{B}}}{\mu_0 H_0}, \tilde{x} = \frac{x}{d}, \tilde{v}_z = \frac{v_z \tau}{d}, \tilde{\omega}_y = \omega_y \tau,$$

$$\tilde{T}_y = \frac{T_y}{\mu_0 H_0^2}, \tilde{\eta} = \frac{2\eta}{\mu_0 H_0^2 \tau}, \tilde{\eta}' = \frac{\eta'}{\mu_0 H_0^2 \tau d^2}, \tilde{\zeta} = \frac{2\zeta}{\mu_0 H_0^2 \tau}, \frac{\partial \tilde{p}'}{\partial \tilde{z}} = \frac{d}{\mu_0 H_0^2} \frac{\partial p'}{\partial z}$$

$$\tilde{M}_x = \frac{\chi_0 \left[\tilde{\omega}_y \tilde{H}_z + (j\tilde{\Omega} + 1) \tilde{B}_x \right]}{\left[\tilde{\omega}_y^2 + (j\tilde{\Omega} + 1)(j\tilde{\Omega} + 1 + \chi_0) \right]}$$

$$\tilde{M}_z = \frac{\chi_0 \left[(j\tilde{\Omega} + 1 + \chi_0) \tilde{H}_z - \tilde{B}_x \tilde{\omega}_y \right]}{\left[\tilde{\omega}_y^2 + (j\tilde{\Omega} + 1)(j\tilde{\Omega} + 1 + \chi_0) \right]}$$

$$\langle \tilde{T}_y \rangle = \frac{1}{2} \text{Re} \left[\tilde{M}_z \tilde{B}_x^* - \tilde{M}_x^* (\tilde{H}_z + \tilde{M}_z) \right]$$

$$0 = -\frac{\partial \tilde{p}'}{\partial \tilde{z}} + \tilde{\zeta} \left(\frac{d\tilde{\omega}_y}{d\tilde{x}} \right) + \frac{1}{2} (\tilde{\zeta} + \tilde{\eta}) \frac{d^2 \tilde{v}_z}{d\tilde{x}^2}$$

$$\langle \tilde{T}_y \rangle - \tilde{\zeta} \left(\frac{d\tilde{v}_z}{d\tilde{x}} + 2\tilde{\omega}_y \right) + \tilde{\eta}' \frac{d^2 \tilde{\omega}_y}{d\tilde{x}^2} = 0$$

Torque Density

- Analytical Torque Density

$$\begin{aligned} \langle \tilde{T}_y \rangle = & \frac{\chi_0}{2} \left[-\tilde{\omega}_y \left[|\tilde{B}_x|^2 (\tilde{\omega}_y^2 - \tilde{\Omega}^2 + 1) \right. \right. \\ & + |\tilde{H}_z|^2 \left[\tilde{\omega}_y^2 - \tilde{\Omega}^2 + (1 + \chi_0)^2 \right] \\ & + 2\Re \left[\left[\chi_0 (\tilde{\omega}_y^2 - \tilde{\Omega}^2) \right. \right. \\ & \left. \left. + i\tilde{\Omega} (\tilde{\omega}_y^2 - \tilde{\Omega}^2 - 1 - \chi_0) \right] [H_z B_x^*] \right] \\ & \left. / \left[\left[\tilde{\omega}_y^2 - \tilde{\Omega}^2 + 1 + \chi_0 \right]^2 + (2 + \chi_0)^2 \tilde{\Omega}^2 \right] \right]. \end{aligned}$$

- Small spin limit Torque Density

$$\lim_{\tilde{\omega}_y \ll 1} \langle \tilde{T}_y \rangle = \tilde{T}_0 + \alpha \tilde{\omega}_y$$

$$\tilde{T}_0 = - \frac{\chi_0 \operatorname{Re} \left[\left[\chi_0 \tilde{\Omega}^2 + j\tilde{\Omega} (\tilde{\Omega}^2 + 1 + \chi_0) \right] [\tilde{H}_z \tilde{B}_x^*] \right]}{\left[1 + \chi_0 + \tilde{\Omega}^2 \right]^2 + \chi_0^2 \tilde{\Omega}^2}$$

$$\alpha = \frac{\chi_0}{2} \frac{\left[|\tilde{B}_x|^2 (\tilde{\Omega}^2 - 1) + |\tilde{H}_z|^2 \left[\tilde{\Omega}^2 - (1 + \chi_0)^2 \right] \right]}{\left[1 + \chi_0 + \tilde{\Omega}^2 \right]^2 + \chi_0^2 \tilde{\Omega}^2}$$

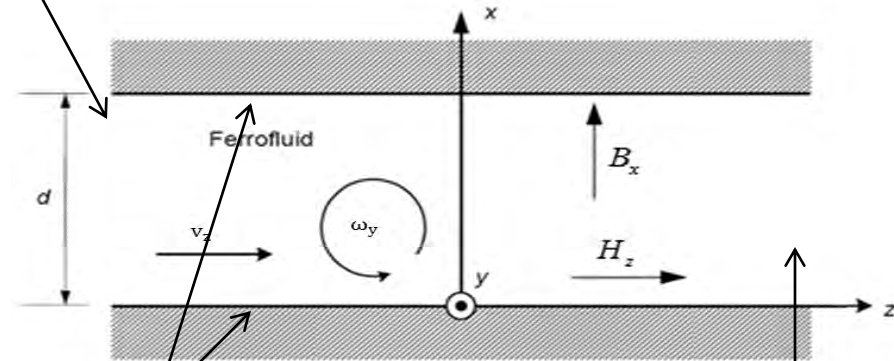
COMSOL Setup

- Linear Momentum Equation
 - 2D Incompressible Navier Stokes Module

$$0 = -\frac{\partial \tilde{p}'}{\partial \tilde{z}} + \zeta \left(\frac{d\tilde{\omega}_y}{d\tilde{x}} \right) + \frac{1}{2} (\zeta + \tilde{\eta}) \frac{d^2 \tilde{v}_z}{d\tilde{x}^2}$$

COMSOL Subdomain quantities	Value
ρ	0
η	$\frac{1}{2}(\zeta + \tilde{\eta})$
Fx, Fy	$\zeta \left(\frac{d\tilde{\omega}_y}{d\tilde{x}} \right)$

Inlet BC – Pressure, No viscous Stress

$$p_o = -\tilde{p}', \frac{\partial \tilde{p}'}{\partial z} > 0$$


No Slip BC

$$\tilde{v}_z = 0$$

Outlet BC, Normal Stress

$$f_0 = 0$$

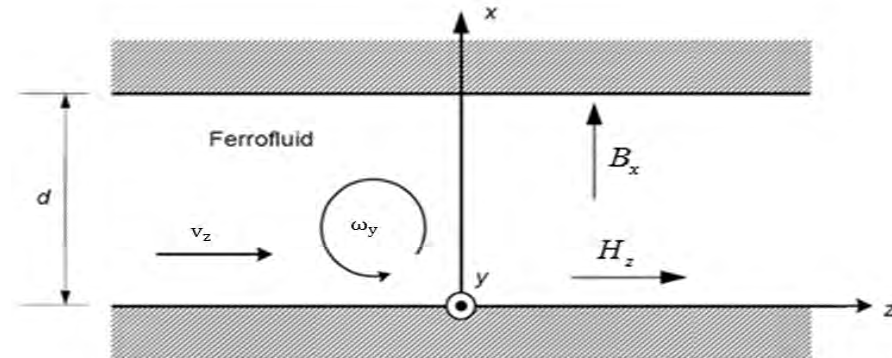
COMSOL Setup

- Angular Momentum Equation
 - General PDE Equation

$$\langle \tilde{T}_y \rangle - \tilde{\zeta} \left(\frac{d\tilde{v}_z}{d\tilde{x}} + 2\tilde{\omega}_y \right) + \tilde{\eta}' \frac{d^2 \tilde{\omega}_y}{d\tilde{x}^2} = 0$$

COMSOL Subdomain quantities	Value
Γ	0,0
F	$\langle \tilde{T}_y \rangle - \tilde{\zeta} \left(\frac{d\tilde{v}_z}{d\tilde{x}} + 2\tilde{\omega}_y \right) + \tilde{\eta}' \frac{d^2 \tilde{\omega}_y}{d\tilde{x}^2}$
e_a, d_a	0,0

Boundary Conditions	COMSOL Quantities
All walls (if $\tilde{\eta}' \neq 0$)	Dirichlet boundary condition $R = -\tilde{\omega}_y$, $G = 0$
All walls (if $\tilde{\eta}' = 0$)	Neumann boundary condition $G = 0$

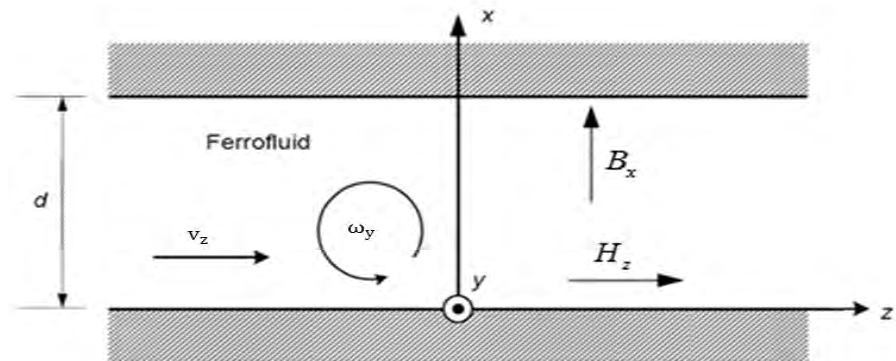


COMSOL Setup


- Magnetic Relaxation Equation
 - 2D Perpendicular Induction Currents, Vector Potential

Boundary Conditions	COMSOL Quantities
All walls	$H_0 = \tilde{H}_z, \tilde{H}_x = \tilde{B}_x - \tilde{M}_x$

COMSOL Subdomain quantities	Value
M	$\frac{\chi_0 \left[\tilde{\omega}_y \tilde{H}_z + (j\tilde{\Omega} + 1) \tilde{B}_x \right]}{\left[\tilde{\omega}_y^2 + (j\tilde{\Omega} + 1)(j\tilde{\Omega} + 1 + \chi_0) \right]}$ $\frac{\chi_0 \left[(j\tilde{\Omega} + 1 + \chi_0) \tilde{H}_z - \tilde{B}_x \tilde{\omega}_y \right]}{\left[\tilde{\omega}_y^2 + (j\tilde{\Omega} + 1)(j\tilde{\Omega} + 1 + \chi_0) \right]}$

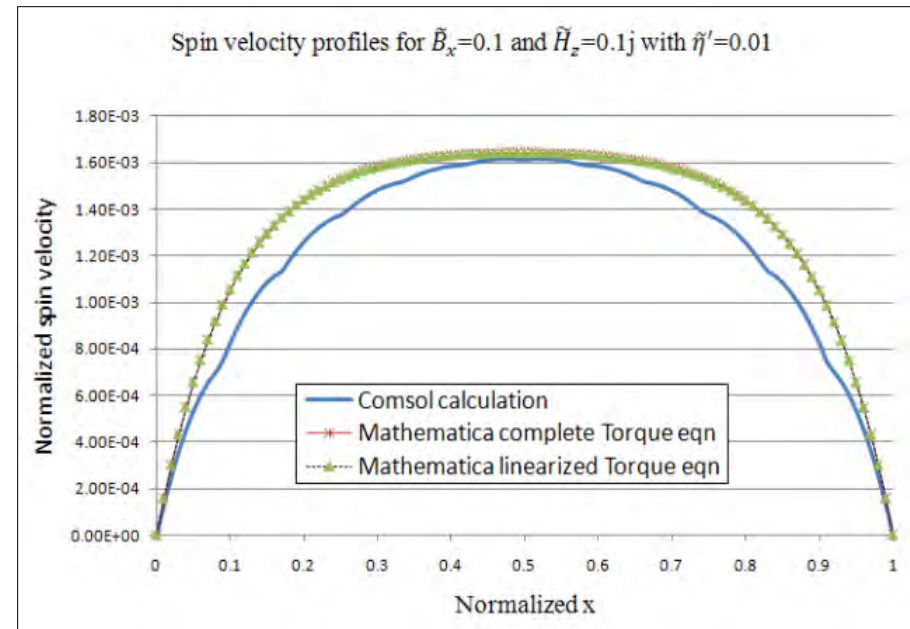
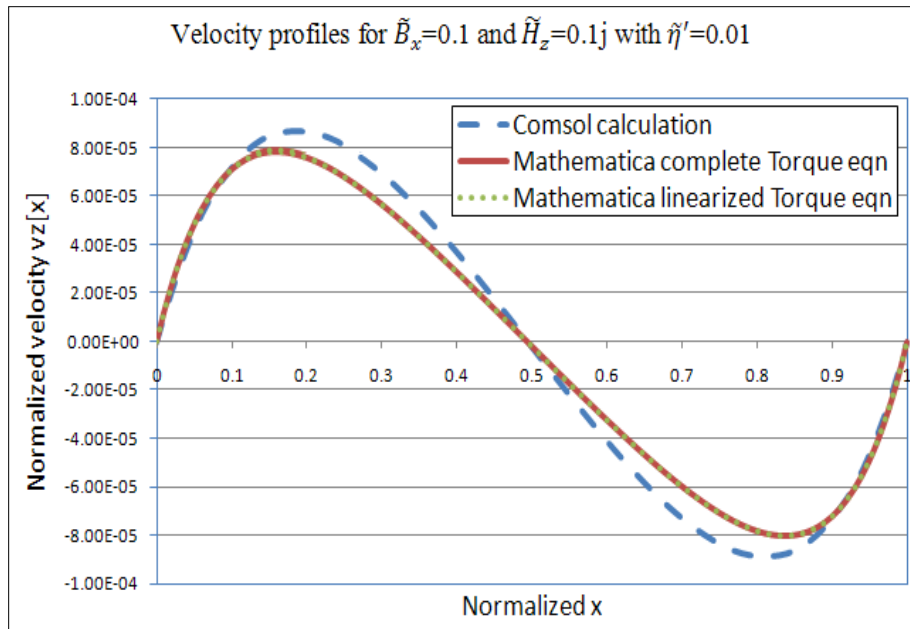


$\eta' \neq 0$ Results, Weak Rotating Fields



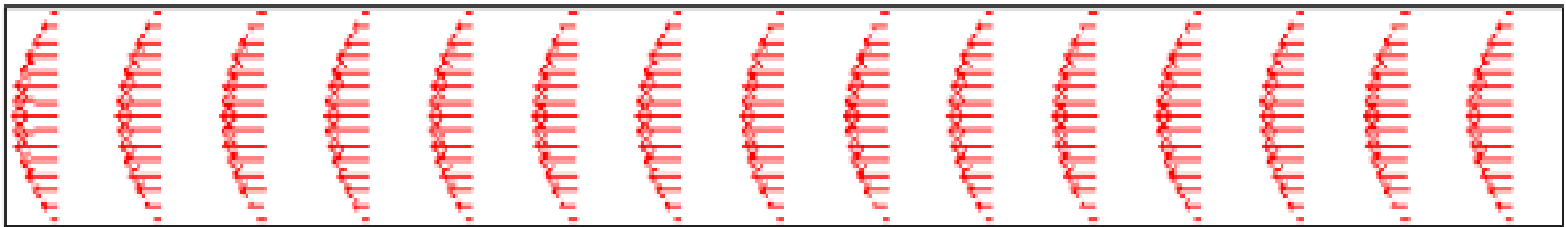
Parameters used – $\chi_0 = 1, \tilde{\eta} = 1, \tilde{\zeta} = 1, \frac{\partial \tilde{p}'}{\partial \tilde{z}} = 0.00001, \tilde{\Omega} = 1, \tilde{\eta}' = 0.01$

$\eta' \neq 0$ Results, Weak Rotating Fields



Parameters used – $\chi_0 = 1, \tilde{\eta} = 1, \tilde{\zeta} = 1, \frac{\partial \tilde{p}'}{\partial \tilde{z}} = 0.00001, \tilde{\Omega} = 1, \tilde{\eta}' = 0.01$

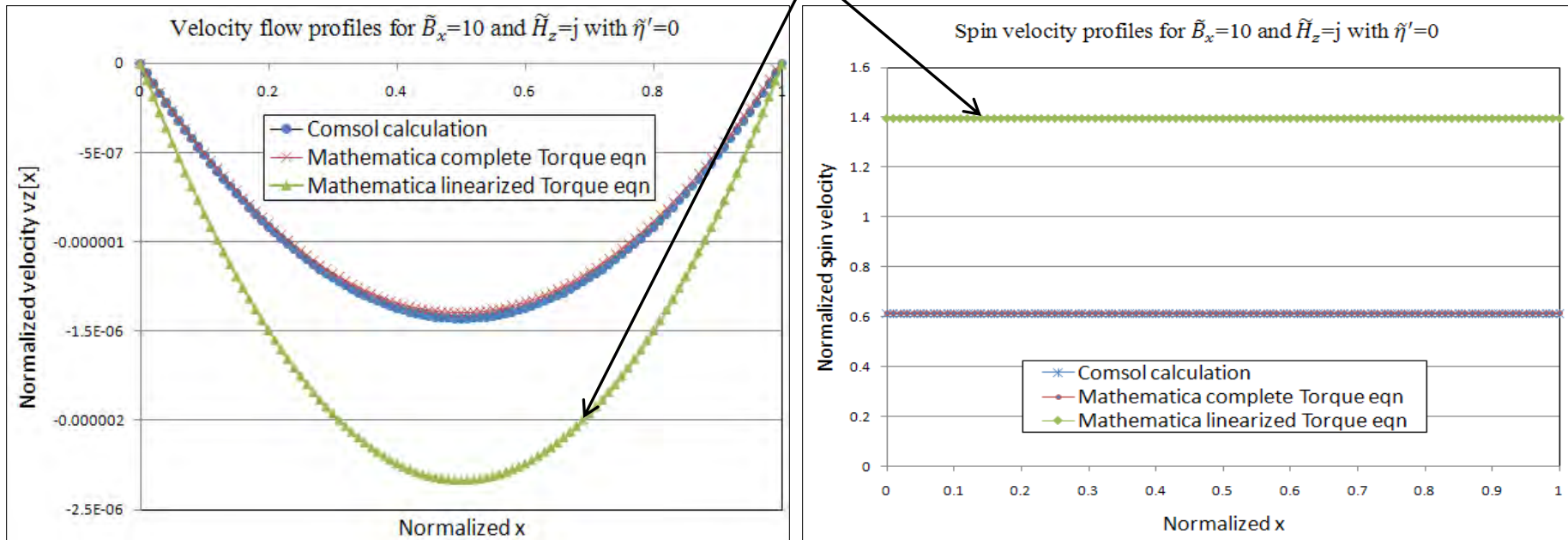
$\eta'=0$ Results, Strong Rotating Fields



Parameters used – $\chi_0 = 1, \tilde{\eta} = 1, \tilde{\zeta} = 1, \frac{\partial \tilde{p}'}{\partial \tilde{z}} = 0.00001, \tilde{\Omega} = 1, \tilde{\eta}' = 0$

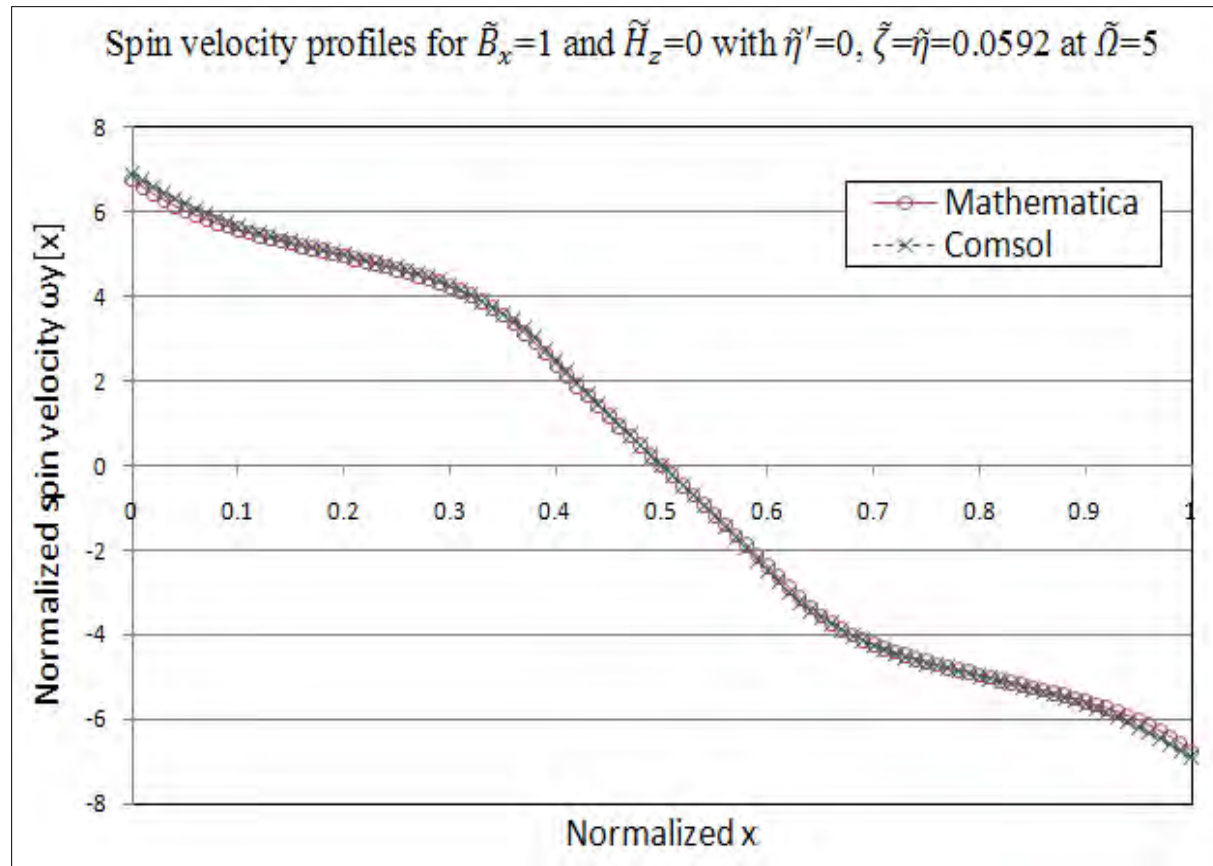
$\eta'=0$ Results, Strong Rotating Fields

Small Spin Velocity limit does not hold



Parameters used – $\chi_0 = 1, \tilde{\eta} = 1, \tilde{\zeta} = 1, \frac{\partial \tilde{p}'}{\partial \tilde{z}} = 0.00001, \tilde{\Omega} = 1, \tilde{\eta}' = 0$

“Kinks” for special parameters



Parameters used – $\chi_0 = 1, \tilde{\eta} = \tilde{\zeta} = 0.0592, \frac{\partial \tilde{p}'}{\partial \tilde{z}} = 1, \tilde{\Omega} = 5, \tilde{\eta}' = 0$

Conclusions

- Ferrohydrodynamic flows are difficult to model
 - Coupling of five vector equations
 - Linear and angular momentum equations
 - Gauss's law for magnetic flux density
 - Ampere's law with no free current
 - Ferrofluid magnetic relaxation equation
- Solving the basic planar geometry ferrofluid pumping problem is valuable before moving to cylindrical and spherical geometries
- COMSOL gives identical results to prior software of choice - Mathematica